

6th Annual Report 2015-16



National Jute Board

A Statutory Body under the Ministry of Textiles
Govt. of India

HEAD OFFICE

3A & 3B Park Plaza
71, Park Street, Kolkata-700 016

Tel : 033-2217-2107, 033-2226-3438, 2217-2540
Fax : 91-33-2217-2456
E-mail : jute@njbindia.in
Website : <http://www.jute.com>

REGIONAL OFFICES

NEW DELHI
'Prakash Deep',
Flat Nos. 508 & 509,
7, Tolstoy Marg,
New Delhi - 110 001
Ph : 011-23352652/23310884
Telefax : 011-23353519 / 23310910
E-mail : njbdel@gmail.com

HYDERABAD
Chenetha Bhawan,
1st Floor, Shop No. 4 Nampally,
Hyderabad - 500 001
Ph : 040-24656733 / 24730250
Telefax : 040-24614918
E-mail : njbhyd@gmail.com

CHENNAI
25 (Old No. 10), 1st Floor
Kodambakkam High Road
Nungambakkam,
Chennai - 600 034
Tel : 044-28224967 / 4463
Fax : 044-28224462
E-mail : njbchennai@gmail.com

CONTENTS

	Page No.
1. HIGHLIGHTS OF NATIONAL JUTE BOARD	
1.1 Introduction	5
1.2 Major Achievements in Research and Development	5
1.3 Parliament related matters	5
1.4 Right to Information (RTI) Act, 2005	5
1.5. Official Language	6
2. FUNCTIONS AND ORGANISATIONAL SET UP	
2.1 Introduction	6
2.2 Constitution of the Board	6
2.3 Meetings of the Board and Standing Committee	9
2.4 Staff Strength of National Jute Board	9
2.5 Implementation of reservation policy of the Central Government in National Jute Board	9
2.6 Recruitment of persons with disabilities under National Jute Board	9
2.7 Organisational chart and units of National Jute Board	10
2.8 Regional Offices	10
2.9 Computerisation in National Jute Board	10
2.10 International Collaboration	10
2.11 Vigilance	11
2.12 Implementation of Official Language Policy	11
2.13 Public Information Cell	11
3. FINANCE AND ACCOUNTS	
3.1 Receipts of Grant-in-Aid and Expenditure	11
3.2 Internal Audit	12
4. PROJECTS / SCHEMES	
4.1 Performance of other Promotional Schemes under Non Plan Grants	12
4.2 Projects with Overseas Funding	14
5. RESEARCH AND DEVELOPMENT AND EXTENSION	
5.1 Highlights of Research and Development in National Jute Board	15
5.2 Commercialisation of R&D efforts	15
5.3 Productivity norms -2015 for the Jute Industry	15
6. NATIONAL JUTE BOARD SUPPORT SERVICES	
6.1 Training	16
6.2 Design Development Project with National Institute of Design, Gandhinagar	16
6.3 Publicity programmes, Press and Media Relations	17
6.4 Market support	17

7. JUTE STATISTICS

7.1	Raw jute production	27
7.2	Prices of raw jute	27
7.3	Jute Goods Exports & Imports	27
7.3.1	Export performance of jute goods	27
7.3.2	Product-wise exports	28
7.3.3	Country-wise exports	29
7.3.4	Export of JDPs	30
7.4	Jute and Jute Goods Import	30

ANNEXURES

A.	List of Board Members	31
B.	Abbreviations	32
C.	Audit Report of the Comptroller & Auditor General of India on the Annual Accounts of the National Jute Board for the year 2015-16	35
D.	Annual Accounts of the National Jute Board for the year 2015-16	40
E.	Replies to the Audit Report on the Annual Accounts of the National Jute Board for the year 2015-16	77

1. HIGHLIGHTS OF NATIONAL JUTE BOARD

1.1 Introduction

National Jute Board [NJB] has been established under National Jute Board Act, 2008 [No. 12 of 2009] subsuming the two erstwhile organizations, viz. Jute Manufactures Development Council [JMDC] and National Centre for Jute Diversification [NCJD]. The enactment aims at development of the cultivation, manufacture and marketing of jute and jute products and for matters connected therewith and incidental thereto.

NJB is in place with effect on and from 1st April, 2010. The Board comprises of 34 members representing cross-section of disciplines and jute interests. The Secretary, Ministry of Textiles, Government of India is the ex-officio Chairperson of the Board.

1.2 Major Achievements in Research and Development

NJB had undertaken several research initiatives during the Jute Technology Mission [2007-13]. During 2014-15 Techno Economic Feasibility Study and Detailed Project Reports of successful research works were taken up to enable the commercialization of the successful R&D efforts. As way forward to such endeavor, NJB has undertaken a project titled Process Development, Automation and pilot scale manufacturing of jute based low cost sanitary napkin in association with Indian Jute Industries Research Association with the following objectives:

- i. Development of low cost jute absorbent pulp for sanitary napkin preparation and development of production model of Sanitary Napkin for WSHG along with setting up of Raw Material Bank for Jute based Sanitary Napkins.
- ii. Automation in development of napkin manufacturing process and commercialisation of jute based Sanitary Napkins through PSU and other Govt. Bodies.
- iii. Setting up of quality parameters and quality assurance
- iv. Pilot scale production of sanitary napkins (Target 2400 pieces/day) from jute pulp at IJIRA.

1.3 Parliament related matters

During the year 2015-16, NJB furnished materials for reply 26 Parliament Questions as per the break-up given below:

Sl. No.	House of Parliament	Total
1	Lok Sabha	41
2	Rajya Sabha	12
Total		53

1.4 Right to Information (RTI) Act, 2005

NJB has designated 1 CPIO in its headquarters at Kolkata and 3 PIOs in Regional Offices at New Delhi, Hyderabad and Chennai to provide information to the public. NJB has updated its Manual on information furnished in compliance with Section 4(1)(b) of the Right to Information (RTI) Act, 2005 and uploaded the same in the NJB Website (www.jute.com) as per the provisions of the Act. NJB received 21 applications during 2015-16 seeking information under Right to Information Act and all have been replied within the prescribed time-limit.

1.5 Official Language

Progressive use of Hindi is strictly done in NJB. Implementations of Rajbhasa with all necessary processes involved in this regard are complied with. All compliance reports are sent to the concerned authorities in Kolkata and New Delhi within the deadline set. All official documents, records, stationeries, forms, etc. are kept bilingually.

2. FUNCTIONS AND ORGANISATIONAL SET UP

2.1 Introduction

The Ministry of Textiles, Govt. of India, in formulating the National Jute Policy 2005, as a major policy prerogative, outlined the need for institutional restructuring in the Jute Sector and establishment of a Jute Board for the purpose.

In setting up the NJB, the Government had the following aims in view :

- To rectify the systemic ills of lack of coordination among the several jute related organizations under different Ministries and Departments of the Government, and to synchronize and synergize the integrated development of the jute sector as a whole.
- To synthesize the various layers of Governmental decision-making in a federal set up.
- To subsume, merge, and integrate the functions of various institutions currently operating in the jute sector.

2.2 Constitution of the Board

National Jute Board has been constituted, as per National Jute Board Act, 2008 (12 of 2009), effective on and from 1st April, 2010 and **erstwhile Jute Manufactures Development Council and National Centre for Jute Diversification got subsumed into National Jute Board.**

In exercise of the powers conferred by sub-section (3) of Section 1 of the National Jute Board Act, 2008 (12 of 2009), the Government of India, Ministry of Textiles (Jute Division), **vide Notification: F. No.3/6/2007-Jute dated 30th March, 2010** has appointed **the 1st April, 2010** as the date on and from which the provisions of the National Jute Board Act, 2008 (12 of 2009) shall come into force.

Functions of the Board

The National Jute Board is statutorily mandated to undertake measures to :

- (i) evolve an integrated approach to jute cultivation in the matters of formulation of schemes, extension work, implementation and evaluation of schemes aimed at increasing the yield of jute and improving the quality thereon ;
- (ii) promote production of better quality raw jute;
- (iii) enhance productivity of raw jute;
- (iv) promote or undertake arrangements for better marketing and stabilisation of the prices of raw jute;
- (v) promote standardization of raw jute and jute products;
- (vi) suggest norms of efficiency for jute industry with a view to eliminating waste, obtaining optimum production, improving quality and reducing costs;
- (vii) propagate information useful to the growers of raw jute and manufacturers of jute products;
- (viii) promote and undertake measures for quality control or raw jute and jute products;

- (ix) assist and encourage studies and research for improvement of processing, quality, techniques of grading and packaging; of raw jute;
- (x) promote or undertake surveys or studies aimed at collection and formulation of statistics regarding raw jute and jute products;
- (xi) promote standardization of jute manufactures;
- (xii) promote the development of production of jute manufactures by increasing the efficiency and productivity of the jute industry;
- (xiii) sponsor, assist, coordinate, encourage or undertake scientific, technological, economic and marketing research pertaining to the jute sector;
- (xiv) maintain and improve existing markets and to develop new markets within the country and outside for jute manufactures and to devise marketing strategies in consonance with the demand for such manufactures in the domestic and international markets;
- (xv) sponsor, assist, coordinate or encourage scientific, technological and economic research in the matters related to materials, equipment, methods of production, product development including discovery and development of new materials, equipment and methods and improvements in those already in use in the jute industry;
- (xvi) provide and create necessary infrastructural facilities and conditions conducive to the development of diversified jute products by way of assisting the entrepreneurs, artisans, craftsman, designers, manufacturers, exporters, non-Governmental agencies in the following manner, namely :--
 - (a) transfer of technology from research and development institutions and other organisations in India and abroad;
 - (b) providing support services to the entrepreneurs for the implementation of their projects including technical guidance and training;
 - (c) organizing entrepreneurial development programmes;
 - (d) planning and executing market promotion strategies including exhibitions, demonstrations, media campaigns in India and abroad;
 - (e) providing financial assistance by way of subsidy or seed capital;
 - (f) providing a forum to the people engaged or interested in diversified jute products for interacting with various national and international agencies, engaged in the jute and jute textile sector;
- (xvii) organize workshops, conferences, lectures, seminars, refresher courses and set up study groups and conduct training programmes for the purpose of promotion and development of jute and jute products;
- (xviii) undertake research on jute seed to improve quality and to shorten the gestation period of jute crop;
- (xix) incorporate measure for sustainable Human Resource Development of the jute sector and to provide necessary funds for the same;
- (xx) modernization of jute sector and technology development;
- (xxi) take steps to protect the interests of jute growers and workers and to promote their welfare by improving their livelihood avenues;
- (xxii) secure better working conditions and provisions and improvement of amenities and incentives for workers engaged in the jute industry;
- (xxiii) register jute growers and manufacturers on optional basis;
- (xxiv) collect statistics with regard to jute and jute products for compilation and publication;

- (xxv) subscribe to the share capital of or enter into any arrangement (whether by way of partnership, joint venture or any other manner) with any other body corporate for the purpose of promoting the jute sector or for promotion and marketing of jute and jute products in India and abroad.

Purpose for setting up the NJB

The National Jute Board has been established for the development of the cultivation, manufacture and marketing of jute and jute products and for matters connected therewith and incidental thereto.

Composition of the Board

Secretary, Ministry of Textiles, Govt. of India, New Delhi - <i>Ex-officio Chairperson</i>
Three members of Parliament of whom two shall be elected from among themselves by the members of the House of the People and one from among themselves by the members of the Council of States
Additional Secretary & Financial Adviser, Ministry of Textiles, Govt. of India
Joint Secretary (Jute), Ministry of Textiles, Govt. of India, New Delhi
Two members of the rank of Joint Secretary to be nominated by the Central Government to represent respectively the ministries of the Central Government dealing with : (i) agriculture & (ii) food and public distribution
Three members to be nominated by the Central Government by rotation in the alphabetical order to represent respectively the Governments of the States of Andhra Pradesh, Assam, Bihar, Meghalaya, Orissa, Tripura and West Bengal; the nomination shall be from officials of the State Government holding the rank of Secretary to the State Government and dealing with Jute or Textile matters
Director, Indian. Jute Industries' Research Association, Kolkata
Principal, Dept. of Jute Fibre & Technology, Institute of Jute Technology, University of Calcutta
Director, National Institute of Research on Jute& Allied FibreTech., Kolkata
Director, Central Research Institute for Jute and Allied Fibres, Barrackpore, Kolkata
Chairman and Managing Director, Jute Corporation of India, Kolkata
Jute Commissioner, Govt. of India, Kolkata
Secretary, National Jute Board, Kolkata <i>Ex-officio Member Secretary</i>
Two experts from the field of jute technology and related field to be nominated by the Central Government.
Two members from the "micro enterprises", small enterprises and "medium enterprises" dealing in jute industry to be nominated by the Central Government.
Two members to be appointed by the Central Government to represent the jute industry in the organised sector.
Two members to be appointed by the Central Government to represent the jute industry in the decentralised sector.
Two members to be appointed by the Central Government to represent the exporters of jute products.
Three members of jute farmers of which one from State of West Bengal and two from other States on rotational basis to be nominated by the Central Government.
Three members of jute workers of which one from State of West Bengal and two from other States nominated by the Central Government on rotational basis.

2.3 Meetings of the Board and Standing Committee

Section 22 of the National Jute Board Act, 2008 provides: “The Board may, with the previous approval of the Central Government, by notification in the Official Gazette, make regulations consistent with the provisions of the Act and the rules generally to carry out purposes of this Act.”

The National Jute Board Regulations, 2012 approved by the Central Government have been notified in the Official Gazette on 20th March, 2012. The regulations provide: (i) at least one meeting of the Board shall be held in a year and (ii) the Secretary shall, with the approval of the Chairperson, or, in the absence of the Chairperson, with the approval of the Vice-Chairperson, fix the date, time and place of every meeting of the Board and issue notice of the meeting giving at least fifteen clear days’ notice.

During 2015-16, 2 (two) Board Meetings were held on 15-09-2015 and 29-12-2015.

2.4 Staff Strength of National Jute Board

National Jute Board (NJB) has been constituted by the Ministry of Textiles, Govt. of India as per the National Jute Board Act, 2008 **[with merger of the erstwhile JUTE MANUFACTURES DEVELOPMENT COUNCIL (JMDC) & NATIONAL CENTRE FOR JUTE DIVERSIFICATION (NCJD)]** and the Board is in place with effect on & from 1st April, 2010. The proposed organization structure of the newly created Board with 70 (seventy) sanctioned posts is presently under the consideration of the Ministry of Textiles, Govt. of India and awaits approval of the Central Government.

However, as per Section 11 (1)(a) & (b) of the National Jute Board Act, 2008, JMDC (Council) with its 40 serving employees & NCJD (Society) with its 16 serving employees stand vested in the National Jute Board with effect on & from 1st April, 2010, the “Appointed Day”.

2.5 Implementation of reservation policy of the Central Government in National Jute Board

National Jute Board (NJB) has been constituted by the Ministry of Textiles, Govt. of India as per the National Jute Board Act, 2008 **[with merger of the erstwhile JUTE MANUFACTURES DEVELOPMENT COUNCIL (JMDC) & NATIONAL CENTRE FOR JUTE DIVERSIFICATION (NCJD)]** and the Board is in place with effect on & from 1st April, 2010. The proposed organization structure of the newly created Board is presently under the consideration of the Ministry of Textiles, Govt. of India and awaits approval of the Central Government. The reservation policy and its implementation may be finalized and decided as per extant provisions of the Government, only after the organization structure of the newly formed NJB with 70 sanctioned posts is finalized and approved by the Central Government.

2.6 Recruitment of persons with disabilities under National Jute Board

National Jute Board (NJB) has been constituted by the Ministry of Textiles, Govt. of India as per the National Jute Board Act, 2008 **[with merger of the erstwhile JUTE MANUFACTURES DEVELOPMENT COUNCIL (JMDC) & NATIONAL CENTRE FOR JUTE DIVERSIFICATION (NCJD)]** and the Board is in place with effect on & from 1st April, 2010. The proposed organization structure of the newly created Board is presently under the consideration of the Ministry of Textiles, Govt. of India and awaits approval of the Central Government. The matter of recruitment of persons with disabilities may be finalized and decided as per extant provisions of the “Persons with Disabilities (Equal Opportunities, Protection of Rights and Full Participation) Act, 1995”, only after the organization structure of the newly formed NJB with 70 sanctioned posts is finalized and approved by the Central Government.

2.7 Organisational chart of the National Jute Board

National Jute Board (NJB) has been constituted by the Ministry of Textiles, Govt. of India as per the National Jute Board Act, 2008 [with merger of the erstwhile JUTE MANUFACTURES DEVELOPMENT COUNCIL (JMDC) & NATIONAL CENTRE FOR JUTE DIVERSIFICATION (NCJD)] and the Board is in place with effect on & from 1st April, 2010. The proposed organization structure of the newly created Board is presently under the consideration of the Ministry of Textiles, Govt. of India and awaits approval of the Central Government.

2.8 Regional Offices

1. NATIONAL JUTE BOARD (NJB),
'Prakash Deep'
Flat Nos. 508 & 509,
7 Tolstoy Marg,
New Delhi – 110 001.
2. NATIONAL JUTE BOARD (NJB),
Chenetha Bhavan,
2nd Floor, Shop No. 4, Nampally,
Hyderabad – 500 001.
3. NATIONAL JUTE BOARD (NJB),
25 (Old No.10), First Floor, Kodambakkam High Road,
Nungambakkam, Chennai - 600 034

2.9 Computerisation in National Jute Board

National Jute Board stands computerized in its functional areas. NJB personnel are being trained in computer applications in aiding their skill upgradation. The website of NJB is equipped for dissemination of necessary information regarding jute industry, both organized and decentralized sector, jute and jute products, promotional initiatives of the National Jute Board, etc.

2.10 International Collaboration

- i) Implementation of the 5 year International Project on “Development and Application of Potentially Important Jute Geotextiles” (CFC/IJSG/21) which was launched on 12th November, 2009 is in progress. The Project is being executed by the JMDC (now NJB) as the Project Executing Agency (PEA). The estimated total cost of the project is approximately US\$ 4 million, of which, the contribution of Govt. of India will be US\$ 1.25 million and that of Bangladesh will be US\$ 567,090. The tenure of the project has been extended for a further period of 18 months (from 01.01.2015 to 30.06.2016).
- ii) National Jute Board (NJB) and the University of Wollongong (UoW), Australia entered into an Agreement for a collaborative research project on Pre-fabricated Vertical Jute Drain (PVJD) and other Jute Geotextiles (JGT) on 13th May, 2013 after obtaining approval of the Board. Initial project tenure was three (3) years reckoned from 01.07.2013 to 30.06.2016. As per the Agreement, NJB would pay Aus \$1,90,000 in three yearly installments and supply 40,000 meters of PVJD to Ballina site for field trial. The basic objective of the project is to assess the efficiency of PVJD through numerical and experimental investigations and compare its performance with Pre-fabricated Vertical Drain (PVD) [Synthetic Vertical Drain]. UoW is supposed to study soil consolidation through elaborate tests, develop a generalized numerical model,

simulate the process under different conditions, prepare specific practice guidelines, disseminate the final research findings and standardize the product in Australia. Subsequently, the project was included by the Australian Research Council (ARC) in its activities with more partners (ARC linked project). A fresh Agreement in supersession of the existing MoU with UoW was formalized with NJB, ARC, UoW and other partners on 5th August, 2014. The project tenure was extended till June, 2017, by reducing the project cost to Aus \$ 1,76,863.

2.11 Vigilance

National Jute Board (NJB) has no regular Chief Vigilance Officer or Part-time Chief Vigilance Officer. Shri Susant Pal, Chief Operations Officer, as per the approval of the Competent Authority as Part-time Chief Vigilance Officer looks after the vigilance related works of National Jute Board.

During the period 2015-16, Shri Jayant Sarkar Account officer was suspended from the service on 16/10/2015 during the disciplinary proceedings due to allegation of financial defalcation.

2.12 Implementation of Official Language Policy

The instructions of the Central Government regarding progressive use of Hindi and necessary processes involved in this regard are strictly followed and adhered to in NJB. Requirements associated with implementations of Rajbhasa are duly complied with and all compliance reports are sent to the concerned authorities in Kolkata and New Delhi within the deadline set. All official documents, records, stationeries, forms, etc. are kept bilingually.

2.13 Public Information Cell

In view of dire paucity of personnel, NJB has no separate Public Information Cell. Information to the jute manufacturers, exporters, jute related organizations, TRAs, other jute interests, etc. are furnished by the functional heads of NJB.

3. FINANCE AND ACCOUNTS

3.1 Receipts of Grant-in-Aid and Expenditure

The Government collects a duty of excise by way of Cess under Section 3 of The Jute Manufactures Cess Act, 1983 [read with the Amendment made by Section 25 of the National Jute Board Act, 2008] for the purposes of the National Jute Board Act, 2008.

Section 4 of The Jute Manufactures Cess Act, 1983 [read with the Amendment made by Section 25 of the National Jute Board Act, 2008] provides that “The proceeds of the duty of excise levied under sub-section (1) of section 3 shall first be credited to the Consolidated Fund of India and the Central Government may, if Parliament, by appropriation made by law in this behalf, so provides, pay to the National Jute Board, from time to time, from out of such proceeds (after deducting the cost of collection which shall not exceed four per cent of such proceeds) such sums of money as it may think fit for being utilized for the purposes of the National Jute Board Act, 2008”.

NJB receives the above fund as Non-Plan grant for the respective year from the Government.

The Board during the accounting year 2015-16 received Rs.5369.00 lakhs towards non-plan grants. The grant has been utilised as follows :

	(Rs.lakhs)
Revenue Expenditure (net of other incomes)	3188.25
Capital Expenditure	1796.98
Prior Period Adjustment	(-) 14.81
Excess of income over expenditure transferred to Jute Board Fund	398.58
Total	<u>5369.00</u>

3.2 Internal Audit

The organization structure of the Board is under consideration of the Ministry. Due to dire paucity of staff, no internal audit cell is functioning within NJB. NJB has engaged a firm of Chartered Accountants for conducting the regular internal audit and checks.

4. PROJECTS / SCHEMES

4.1 Performance of other Promotional Schemes under Non Plan Grants

Major Activities

(i) Foundation stone laying ceremony of Patsan Bhavan

Hon'ble Minister of State for Textiles (independent charge), Govt. of India, Shri. Santosh Kumar Gangwar unveiled the foundation stone of a new and unique building called the 'PATSAN BHAVAN' on 1st Sept. 2015 at Kolkata. The Patsan Bhavan at New Town, Kolkata is the upcoming Office Complex of all Jute organizations responsible for promotion of Jute. It will be an 8th storied state-of-the-art green building under GRIHA norms surrounded by green landscape area and energy efficient complex. This will be an one point activity zone for Jute promotion. The National Buildings Construction Corporation Ltd. (NBCC) a 'Navaratna' Govt. of India Enterprise under the Ministry of Urban Development, has been given the mandate to construct the Patsan Bhavan as a green building at a cost of Rs. 70 crores. On this occasion, a publication on 'Sonar Beni' highlighting success stories of Women Self Help Groups (WSHGs) was released. This was followed by the inauguration of an exclusive exhibition of Jute Lifestyle Products.

(ii) National Seminar on Jute Diversification

National Seminar of Jute Diversification was inaugurated by Shri Santosh Kumar Gangwar, Hon'ble Union Minister of State for Textiles (Independent Charge), Shri Babul Supriya, Hon'ble Union Minister of State for Urban Development, Hon'ble Members of Parliament Shri Sukhendu Shekar Roy and Shri Kamaksha Prasad Tasa, Secretary (Textiles) Ms Reshmi Verma, Joint Secretary (Jute) Shri A. Madhukumar Reddy, Jute Commissioner Dr. S. Gupta and other dignitaries at RabindraTirtha, New Town, Kolkata on 19th February, 2016. During the inauguration of seminar, innovative jute carry/fashion bags and lifestyle accessories developed by National Institute of Design were displayed. The products were also showcased by the models. Experts from various R&D institutes and Industry actively participated in the seminar and discussed the problem & prospects of Jute Diversified Products including entrepreneur development to establish sound supply chain.

Promotional Schemes

i. Improved Cultivation and Retting Exercise for [Jute ICARE]

A program designed for Improved Cultivation and Retting Exercise or 'Jute ICARE' was taken up in crop year 2015 to provide technological and improved processing support to farmers in order to provide the impetus needed to increase yield of jute.

The details of the physical achievements of Jute-ICARE Project for the crop year 2015 (ICARE-I) and 2016 (ICARE-II) were as follows :

	Particulars	ICARE-I (2015)	ICARE-II (2016)
1	No. of Jute growing block / state covered	4 Blocks under W.B & Assam	14 Blocks under W.B, Bihar, Assam, Orissa, A.P & Meghalaya
2	Land covered (Ha)	12331	26264
3	No. of farmers covered	21548	41616
4	Certified seed provided (in MT)	64 MT	160 MT
5	Seed drill machine	350 Nos.	350 (old) + 100 New = 450
6	Nail Weeder machine	500 Nos.	500 (old) + 200 New = 700
7	CRIJAF SONA	83 MT	273 MT
8	SMS sent to each farmer	46 sets of SMS	52 sets of SMS
9	Sowing & Retting demo	50 Nos.	132 Nos.

ii. Scheme for Support Supply Chain and Bulk Supply of JDPs

NJB provides support to jute entrepreneurs to ensure supply chain and bulk supply of JDPs for selective and mass consumptions. The supply chains include shop-in-shop, special display and counter, showroom of JDPs, bulk supply arrangement. This section aims at meeting increasing demand for jute shopping bags and other JDPs arising mainly due to restrictions on the use of plastic, and thereby supporting the cause of health of environment. In 2015-16, 20 retail outlets were opened in various parts of the country to ensure supply chain and bulk supply of JDPs for selective and mass consumption and assistance of Rs.94.75 lakhs disbursed to the entrepreneurs.

iii. Fast Track Scheme for Export Market Development Assistance.

Assistance is extended to the registered Jute exporters for participation in export promotion events directly and/ or under the National Jute Board under Fast Track Export Market Development Assistance. The scheme aims at providing fast track support to the entrepreneurs and manufacturers for participation in fairs and business delegations abroad for promotion of exports of lifestyle and other diversified jute products. The objectives of this scheme includes providing opportunity for small & medium scale entrepreneurs and manufacturers of JDPs to showcase their JDPs and lifestyle jute products in International Market and to negotiate business with buyers on mutually agreed terms & conditions. In 2015-16, NJB disbursed assistance of Rs.306.48 lakhs to 63 registered jute exporters.

iv. Schemes for Workers' Welfare in Jute Sector

National Jute Board [NJB] provides assistance for the welfare of workers of both in jute mills and small units engaged in production of JDPs. NJB utilised non-Plan funds :-

- (a) to improve the sanitation, health facilities and working conditions in the mill sector and
- (b) to provide incentives to the small and medium JDP units for compliance with prescribed working conditions.
- (c) Extend support to the Workers' family towards education of their girl children a scholarship scheme for educational support is in operation whereon qualifying Secondary education and Higher secondary education, the girl children are entitle to scholarship @ Rs. 5000/- and Rs 10,000/- respectively.

For improving sanitation in the Mills, 12 toilet blocks for workers have been constructed through Sulabh International and NJB has subsidized an amount of Rs. 249.46 Lakhs under the scheme in 2015-16. Scholarship amounting to Rs. 246.40 lakhs were disbursed to 3151 girl children of Mill workers under the scheme in 2015-16.

v. Incentive Scheme for Acquisition of Plants and Machinery

To facilitate modernization in existing and new jute mills and upgradation of technology in existing jute mills and also to provide assistance to a large number of entrepreneurs to manufacture value added JDPs, NJB is operating the above scheme. During 2015-16 against an investment of Rs.2400.05 lakhs, incentive of Rs.480.01 lakhs were disbursed under the scheme.

vi. Launch of new scheme CFC-Common Facility Centre

With a view to assisting the rural unemployed youth in general and the Women Self Help Groups (WSHG) in particular, as approved by the Ministry of Textiles, National Jute Board launched CFCs at Barpeta (Assam), Deganga, Dhaniyakhali (West Bengal) during the period 2015-16. The CFCs Scheme facilitates the unemployed men and women for development and promotion of Jute Diversified Products through training, skill development, financial support for bulk production, marketing for sustained income generation.

The CFC at Barpeta (Assam) was inaugurated by Secretary Textiles on 11th December, 2015. The Jute Corporation of India (JCI), has been the Operating Agency for implementation of CFC related activities. During the period, JCI started training programme with 52 trainees for development and promotion of different types of jute bags.

The CFCs at Deganga, Dhaniyakhali (West Bengal) started activities w.e.f. January/ February, 2016. Birds Jute & Exports Ltd. (BJEL) has been the Operating Agency for implementation of CFC related activities. During the period, BJEL started training programmes with 65 trainees in the above CFCs for development and promotion of different types of Jute bags.

4.2 Projects with Overseas Funding :

Implementation of the 5 year International Project on "Development and Application of Potentially Important Jute Geotextiles" (CFC/IJSG/21), which was launched on 12th November, 2009, was in progress. The Project was being executed by the JMDC (now NJB) as the Project Executing Agency (PEA). The estimated total cost of the project was approximately US\$ 4 million, of which, the contribution of Govt. of India would be US\$ 1.25 million and that of Bangladesh US\$ 567,090. The tenure of the project has been extended for a further period of 18 months (from 01.01.2015 to 30.06.2016).

5. RESEARCH AND DEVELOPMENT AND EXTENSION

5.1 Highlights of Research and Development in National Jute Board

With the change in the policy, the major Research & Development activities in respect of the Jute industry have been funded through the O/o the Jute Commissioner. However, the following R& D activities / projects were undertaken and funded through NJB in the year 2015-16 :

Sl.	Name of the study/project	Name of the R&D Institution
1.	Development of smaller capacity jute bags for filling food grains	Indian Jute Industries' Research Association (IJIRA)
2.	Studies on Transmigration of Mineral Oil Hydrocarbons from Jute/Synthetic Bags to Packed Food Items	Indian Jute Industries' Research Association (IJIRA)
3.	Techno-commercial feasibility study of Rice Bran Oil in Processing of Jute fibres (as total replacement of mineral oil)	Indian Jute Industries' Research Association (IJIRA)
4.	Studies on Estimation of Threshold Breaking Strength Required in Warp- way, Weft-way and Seam Direction of Jute Bags of Specific Capacity	Indian Jute Industries' Research Association (IJIRA)
5.	Project Proposal on NABL accreditation of IJIRA laboratories	Indian Jute Industries' Research Association (IJIRA)
6.	Process development, Automation and Pilot scale manufacturing of Jute Based low cost Sanitary Napkins"	Indian Jute Industries' Research Association (IJIRA)
7.	Innovation of bulky yarns of woolenised jute in blends with wool, silk, acrylic for high value knit wears and furnishing fabrics	Wool Research Association [WRA]

5.2 Commercialisation of R&D efforts :

NJB has undertaken a project titled Process Development, Automation and pilot scale manufacturing of jute based low cost sanitary napkin in association with Indian Jute Industries' Research Association with the following objectives :

1. Development of low cost jute absorbent pulp for sanitary napkin preparation and development of production model of Sanitary Napkin for WSHG along with setting up of Raw Material Bank for Jute based Sanitary Napkins.
2. Automation in development of napkin manufacturing process and commercialisation of jute based Sanitary Napkins through PSU and other Govt. Bodies.
3. Setting up of quality parameters and quality assurance
4. Pilot scale production of sanitary napkins (Target 2400 pieces/day) from jute pulp at IJIRA.

5.3 Productivity norms -2015 for the Jute Industry :

NJB Act 2008 entrusted NJB to suggest norms of efficiency for jute industry with a view to eliminating waste, obtaining optimum production, improving quality and reducing costs. The 'Productivity Norms' for the major

jute products had been formulated way back in year 2005-2006 by the then Jute Manufactures Development Council (JMDC). But since then, the jute industry has gone through several changes in terms of quality of raw jute, machinery modernisation, product variants, man power requirement and so on. Recently, in the year 2013, the Bureau of Indian Standards has also made necessary amendments in the standard to include 50 kg capacity B. Twill jute bags prepared from high speed shuttle-less looms, termed as Type ‘A’ bag, for which there is no Productivity Norms were available.

Following a detailed process, NJB, during the year published “Productivity Norms” for the following three major products of jute industry.

- a. Type – ‘A’ B. Twill Bag (IS 12650: 2003, 2nd revision, 3rd Amendment),
- b. Type – ‘B’ B. Twill Bag (IS 12650: 2003, 2nd revision, 3rd Amendment) and
- c. 9 x 8; 7 Oz – 40” Hessian cloth (IS 2818: 1971:1988, Part III)

6. NATIONAL JUTE BOARD SUPPORT SERVICES

6.1 Training

During 2015-16, NJB organized limited number of training programmes with specific objectives. The following training programmes were organized during 2015-16:

Sl. No.	Events	Date	Place	No. of Participants
1.	Basic Training Programme	8-28 June, 15	Malviya Nagar, New Delhi	30
2.	5 day Training Programme on Domestic & Export Marketing for JDP units	6-10 July, 15	Hyderabad	46
3.	Basic Training Programme	19 Aug-8 Sept., 15	Kingsway Camp, Delhi	30
4.	5 day Training Programme on Domestic & Export Marketing for JDP units	2-6 Nov., 15	Vijayawada	30
5.	Basic Training Programme	27 Nov-17 Dec., 15	Police Welfare Centre, Vikashpuri, Delhi	30

6.2 Design Development Project with National Institute of Design, Gandhinagar

NID, Ahmedabad is internationally recognized as one of the foremost multidisciplinary institutes in the field of design education, research, training and service. It has been a catalyst in disseminating design awareness amongst Indian Industry. The Innovation Centre for Natural Fibre (ICNF) at NID specifically focuses development in natural fibres processing techniques, capacity building in natural fibres development and utilization through innovation in design, engineering and technology. The centre prioritizes natural fibres of national importance such as Jute, Flax, Hemp, Coir, Banana and Bamboo for value addition. In consonance with the key objective, the Jute Design Cell has been engaged to develop newer and innovative jute products of Shopping Bags and Lifestyle Accessories through design and technology intervention for value addition and better market in India and abroad.

NJB has entered into a MoU with NID for such innovative design input in lifestyle jute products. The duration of the programme is 3 years w.e.f. 1st July, 2015. The program has been launched and carried out by NID in association with Indian Jute Mills Association (IJMA) and Jute Product Development and Export Promotion Council (JPDEPC) under the sponsorship of NJB. The programme has already completed one year of its duration, and during this period they have successfully come up with various concepts / designs in the form of Shopping bags, Table runners, Cushion covers, Dyeing and Finishing products, Indigo dyed products, and Collapsible bags etc. The 1st year programme worked gloriously along with participation of 4 industry partners namely, Gloster Limited, Cheviot Company Limited, Ganges Jute Private Limited and Ballyfabs International Limited. Other stake holders of the projects are JPDEPC, IJMA and selected members of both the association. The duration of the project is 3 years with a total cost of Rs. 196 lakhs.

6.3 Publicity programme, Press and Media Relations

As the apex body of the Ministry of Textiles, Govt. of India, responsibility of promotion of jute and jute products within the country and overseas, aggressive promotional campaign remained high in the agenda of the publicity programme of NJB during the period under report. The endeavour encompassed areas of jute agriculture, farmers' welfare, generic promotion of jute, product and process development of jute and jute products, innovative revelations in R&D, etc. The promotional publicity launched by NJB in print and media, carved out a unique place for jute in domestic and international arena, besides aiding efforts to make a dent into hitherto untapped markets by way of organizing and participating in promotional events in India and abroad. It has also undertaken tactical advertisements to boost up sales of Jute and Jute products. NJB also brought out highly informative promotional publicity materials disseminating useful information of high order, as were of much use to the cross section of jute interests.

6.4 Market Support

A. Export Market Development Programme

(i) Luster Fair, Houston, USA, July 10-12, 2015

NJB participated in the above-mentioned International Fair held during July 10-12, 2015 for export promotion of lifestyle jute products and facilitated participation of a registered jute exporter in the fair who showcased their attractive range of shopping, carry and fancy, promotional bags inconformity with US buyer's specific tastes and preferences. The participant, as reported, did satisfactory performance on the spot and also received serious trade enquiries for further negotiation of business.

(ii) Asia America Whole Sale Show, Miami, USA, September 27-29, 2015

NJB organized participation of a regd. jute manufacturer exporter in the aforesaid show during September 27-29, 2015 for export promotion of Jute diversified products across the globe.

(iii) Hong Kong Mega Show II, Hong Kong, October 27-29, 2015

NJB organized participation in the above Mega Trade Fair held during October 27-29, 2015 at Hong Kong for promotion of diversified jute products incl. promotional gift items of jute. Two regd. jute exporters incl. one jute mill displayed variety of jute products in the NJB pavilion. As reported, buyers' turnout to the show was good and the participants received satisfactory business response during the fair. It was expected that post fair follow-up action by the participants would yield considerable business result.

(iv) Indian Jute Delegation to “GeoQuebec2015”, Quebec City, Canada, September 22-23, 2015

Canadian Geotechnical Society (CGS) organized 4-day International Geotechnical Conference-cum-exhibition "Geo Quebec 2015" from 20 to 23 September 2015 at Quebec City Convention Centre, Canada. A 6-member Indian Jute Delegation participated in the Conference-cum-exhibition to explore the promotion of jute geo-textiles globally. The delegation also visited problematic sites to explore application of jute geotextiles in solving several geotechnical problems.

(v) Indian Jute Delegation to ITMA, Milan, Italy, November 12-19, 2015

NJB organized visit of Indian Jute Delegation to International Textile Machinery Exhibition (ITMA) held in Milan, Italy during 12-19 November, 2015. The delegation explored possibilities of adopting new technologies / machineries in jute industry for modernization and higher productivity.

(vi) NJB in Domotex Fair 2016, Hannover, 16-19 January, 2016

NJB organised participation of Indian Jute Mills in Domotex Fair held during 16-19 January, 2016 at Hannover, (Germany) for promotion of jute yarn, Carpet Backing Cloth (CBC) and other Carpet accessories. 3 Jute mills took part in Domotex Fair under the banner of NJB. All the Jute Mill participants expressed satisfaction over the facilities and support services provided in the NJB pavilion. Participation in Domotex 2016 helped the participating Jute Mills to renew business contacts with the carpet manufacturers around globe and establish new trade channels. It was reported by the participants that spot business of Rs.990 lakhs was booked by the participants in NJB Jute Pavilion.

(vii) NJB& JPDEPC in Ambiente Fair, Frankfurt, 12-16 February, 2016

NJB / JPDEPC facilitated participation of 8 regd. jute exporters in Ambiente Fair and arranged comprehensive display of jute diversified products / gift items in its generic booth. The participants reported that they booked spot order of Rs.226 lakh during the fair and substantial business were under negotiation.

(viii) ASD Trade Show, Las Vegas, USA, 28 February-3 March, 2016

NJB organized participation of 5 regd. jute exporters in the ASD Trade Show held during 28 February – 3 March, 2016 at Las Vegas, USA. The regd. jute manufacturer exporters displayed and showcased varieties of promotional jute items to cater to specific taste and preference of the buyers. Business finalized during the Show was Rs.357 lakhs as reported by the participants.

B. Domestic Market Development Programmes

- NJB organized 6 jute fairs/BSM & facilitated participation of 117 jute entrepreneurs to promote sale of consumer-oriented JDPs being produced by a large number of entrepreneurs,
- To facilitate the entrepreneurs to promote sale of jute diversified lifestyle products with due regard to product-mix, NJB organized participation in 12 product specific national level fairs facilitating participation of 256 entrepreneurs and 25 regional level fairs facilitating 279 entrepreneurs from Mill and informal sectors for promotion of home furnishings & textiles made-ups including floor coverings, promotional bags, gift and decorative accessories, etc.
- For dissemination of information and creating awareness about innovative jute products and their uses like jute geo-textiles, jute composite, food grade jute products, yarn, floor coverings, etc. NJB organized participation in workshops / seminars / BSMs with active involvement of the jute entrepreneurs belonging to both informal and Mill sector.

- For exclusive promotion of jute geotextiles, NJB also organized promotional activities, which included regular interaction with the CPWD, Border Roads Organisation (BRO), Irrigation & Waterways, Department of States of Gujarat, Odisha and West Bengal, Eastern Railway, Northern Coalfields Ltd., National Hydro-electric Power Corporation (Sikkim), Public Works Department of the States of Jharkhand, Gujarat & West Bengal.

NJB organized participation in following promotional activities during the period under report. The following tables show the details of the activities undertaken, number of units participated, sales transacted and business generated, etc.

(a) Organisation of / Participation in Seminars / Workshops / Interactive Meetings / BSM

Sl. No.	Events	Date	Place	No. of units participants
1.	One-Day National Seminar on “Sensitization on Application of Jute Geotextiles (JGT) In Civil Engineering Constructions”	28th April, 15	Agartala	80
2.	Conference on awareness and promotion of Jute Geotextiles (JGT) for application in road construction	4th August, 15	PWD Hall, Jaipur	120
3.	Foundation stone laying ceremony of PatsanBhawan and Workshop for WSHG	1st September, 15	Rajarhat, New Town, Kolkata	300
4.	International Symposium organized by Central Board of Irrigation & Power (CBI & P) and International Geosynthetic Society (India Chapter) on the occasion of completion of 30 years of Geosynthetics in India	5th-6th Nov., 15	Delhi	85
5.	Inauguration of CFC and Workshop for WSHG	11th December, 15	Barpeta, Assam	65
6.	Indian Geotechnical Conference 2015	17th -19th Dec., 15	College of Engineering Pune	2500
7.	76th Annual Session of IRC	18th -22nd Dec., 15	Indore, M.P.	3000
8.	Skill Development Programme	15th Feb- 14th March, 15	Shopping Centre, Bakshi Nagar, Jammu	30
9.	National Seminar on Jute Diversification	19th Feb., 16	Rajarhat, New Town, Kolkata	250

(b) Organisation of participation in promotional events all over India

i) JUTE WEEK / FAIR / BSM

Sl. No.	Events	Date	Place	No. of Participants	Spot sale (Rs./lakh)	Order Booked (Rs./lakh)
1.	Jute Week, Ooty	5 -9 June,15	Ooty	16	10.58	23.35
2.	Jute Fairs and BSM	15-18 Dec., 15	Calicut, Kerala	16	7.46	21.23
3.	BSM-cum-Sale	18-21 Dec., 15	Pune	18	7.40	4.90
4.	BSM-cum-Sale	13-16 Jan., 16	Madurai	18	10.15	20.42
5.	BSM-cum-Sale	11-14 Feb., 16	Nagpur	19	12.74	00
6.	Jute Fair	17-20 March, 16	Chennai	30	16.55	11.55
			TOTAL	117	64.88	81.45

ii) NATIONAL FAIRS :

Sl. No.	Events	Date	Place	No. of Participants	Spot sale (Rs./lakh)	Order Booked (Rs./lakh)
1.	Lifestyle Show	29 May-1 June, 15	Chennai	16	12.66	19.15
2.	Hyderabad Life Style Show	14-17 August, 15	Hyderabad	15	14.38	00
3.	Vijayawada Life Style Show	21-24 August, 15	Vijaywada	15	18.88	00
4.	Giftex India 2015	9-11 October, 15	Bangalore	5	00	38.58
5.	India International Trade Fair, 2015	14-27 Nov., 15	New Delhi	59	64.59	19.33
6.	Punjab Intl. Trade Expo	3-7 Dec., 15	Amritsar	19	7.60	0.53
7.	All India Craft Mela, 2015	15-31 Dec., 15	Madhapur, Hyderabad	35	26.62	5.32
8.	India Intl. Mega Trade Fair, 2015	17-27 Dece., 15	Kolkata	21	14.84	7.52
9.	India Intl. Mega Trade Fair, 2015	1-10 January, 16	Vizag	7	9.10	00
10.	LucknowMahotsav	27 Jan-7 Feb., 16	Lucknow	15	11.27	00
11.	Surajkund Craft Mela	1-15 Feb., 16	Haryana	30	29.30	3.72
12.	TajMahotsav	14-27 Feb., 16	Agra, UP	19	15.53	00
			TOTAL	256	224.77	94.15

iii) INTERNATIONAL FAIRS IN INDIA :

Sl. No.	Events	Date	Place	No. of Participants	Spot sale (Rs./lakh)	Order Booked (Rs./lakh)
1.	Kolkata Book Fair	27 Jan-7 Feb.,16	Kolkata	10	12.76	0.74
2.	Coir Kerala	1-5 Feb., 16	Alleppey	10	00	56.36
3.	India International Handwoven Fair	9-11 March, 16	Chennai	10	00	27.04
			TOTAL	30	12.76	84.14

iv) RAGIONAL FAIRS :

Sl. No.	Events	Date	Place	No. of Participants	Spot sale (Rs./lakh)	Order Booked (Rs./lakh)
1.	Abhoni Artisans Craft Bazar & Handloom Expo-2015	20-29 May, 15	Dwarka, New Delhi	5	1.55	00
2.	Folk Fair	25-29 May, 15	Puri	15	1.77	00
3.	Smart Shopper Expo	14 - 17 August,15	Coimbatore	16	13.27	31.96
4.	KovaiUtsav	28 Aug - 1 Sept.,15	Coimbatore	10	7.40	20.90
5.	Navaratri Jute Fair	8 - 12 Sept.,15	Chennai	10	12.61	00
6.	19th National Exhibition	9-13 Sept., 15	Kolkata	6	0.82	00
7.	4th Science Expo	28-30 Sept.,15	Daman & Diu	5	0.38	00
8.	Shillong Shopping Carnival	30 Sep- 12 Oct.,15	Shillong	4	1.95	00
9.	PuduvaiUtsav	9 -12 October, 15	Pudhucherry	10	5.69	26.00
10.	Deep Utsav	16 -18 October 15	Noida (UP)	10	0.37	0.35
11.	Shilpotsav	30 Oct. - 8 Nov.,15	Noida (UP)	24	11.18	00
12.	7th East Himalayan Expo	5-13 Dece., 15	Siliguri, WB	5	0.81	00
13.	SarasMela, 2015-16	10-27 Dec., 15	Salt Lake, Kolkata	10	5.20	00
14.	Grand (State) Mela	13-17 Dec., 15	Banda, UP	18	14.50	00
	ShilpgramUtsav	21-30 December, 15	Udaipur (Rajasthan)	20	23.34	00
15.	PoushMela	24-27 Dec., 15	Shantiniketan	35	21.28	00
16.	11th International Trade Festival	26 Dec, 15-10 Jan., 16	Guwahati	5	4.85	00
17.	Lepakshi Crafts Bazar	1-13 January, 16	Kakinada, A.P.	12	7.44	00

Sl. No.	Events	Date	Place	No. of Participants	Spot sale (Rs./lakh)	Order Booked (Rs./lakh)
18.	Smart Shopper's Expo	7-11 January, 16	Puducherry	12	10.08	29.33
19.	Folk Festival	8-17 January, 16	Goa	5	6.10	00
20.	SarasMela	29 Jan-10 Feb., 16	Jaipur, Rajasthan	6	2.26	00
21.	23rd Intl. Guwahati Trade Fair	29 Jan-16 Feb., 16	Guwahati	5	6.66	6.23
22.	PongalUtsav	5-8 February, 16	Madurai	10	7.14	6.49
23.	SwadeshiMela	6-15 February, 16	Varanasi	6	1.84	00
24.	Lepakshi Crafts Bazar	18-27 March, 16	Vijayawada	15	4.08	1.17
			TOTAL	279	172.57	122.43



Patsan Bhavan, the upcoming office complex of Jute at New Town, Kolkata – Foundation Stone being unveiled by Shri Santosh Kumar Gangwar, Hon'ble Minister of State for Textiles (Independent Charge) on 1st September, 2015 at Rabindra Tirtha, New Town, Kolkata.

Dignitaries present from (L to R) : Shri A. Madhukumar Reddy, Joint Secretary (Jute), Shri Sukhendu Shekar Roy, Hon'ble Member of Parliament, Shri S.K. Panda, Secretary (Textiles), Dr. Subrata Gupta, Jute Commissioner.



Foundation Stone Laying ceremony of Patsan Bhavan is in progress. On the occasion, Hon'ble Minister of State for Textiles (Independent Charge), Shri Santosh Kumar Gangwar released publications of Jute : Exploring New Horizons of Jute Farmers and Artisans and Sonar Beni – Success Stories of Women Self Help Groups. Dignitaries present (from L to R) : Shri A. Madhukumar Reddy, Joint Secretary (Jute), Shri S. K. Panda, Secretary (Textiles), Shri Sukhendu Shekar Roy, Hon'ble Member of Parliament, Dr. Subrata Gupta, Jute Commissioner.



National Seminar of Jute Diversification – being inaugurated by Shri Santosh Kumar Gangwar, Hon'ble Minister of State for Textiles (Independent Charge) on 19th February, 2016 at Rabindra Tirtha, New Town, Kolkata. Dignitaries present (from L to R): Shri Arvind Kumar M., Secretary, National Jute Board, Shri A. Madhukumar Reddy, Joint Secretary (Jute), Smt. Rashmi Verma, Secretary (Textiles), Shri Sukhendu Shekar Roy, Hon'ble Member of Parliament, Dr. Subrata Gupta, Jute Commissioner, Shri Kamaksha Prasad Tasa, Hon'ble Member of Parliament.



August gatherings of National Seminar of Jute Diversification



August gatherings of National Seminar of Jute Diversification



Jute Entrepreneur – Participants in the 5-day Training Programme on Domestic & Export Marketing, 6-10th July, 2015 at MSME –D1, Balanagar, Hyderabad



Valedictory Session of 5 day Training Programme : Shri Etela Rajender Garu, Hon'ble Minister for Finance & Civil Supply, Govt. of Telangana giving away the certificate of appreciation to the jute entrepreneur- participants



National Jute Board facilitated participation of Jute entrepreneurs in the 14th India International Mega Trade Fair, 17th -27th December,2015, Science City, Kolkata



The Jute Pavilion of Birds Jute & Export Ltd. and Sonali – The House of Jute Decoratives in the India International Mega Trade Fair, 2015



Participants of Jute Exporters, organized by NJB in Coir Kerela, 2016 - Buyer Seller Meet (BSM) – 1-5 February, 2016 at Coimbatore

7. JUTE STATISTICS

7.1 Raw jute production

Qty. '000 bales

Period	Jute	Mesta	Jute & Mesta
July-June	Prod.	Prod.	Prod
2015-16 (Estd.)	9938	528	10466

Source: Agriculture Statistics Divn, Directorate of Economics & Statistics, Govt. of India/DJD, Kolkata]

7.2 Prices of raw jute

Variety : TD-5 / Rs. Quintal
Ex-West Bengal

Period July - June	Minimum Support Price Rs.	Maximum Rs.	Minimum Rs.
2015-16	2700.00	5900.00	5765.00

[Source : Office of the Jute Commissioner]

7.3 Jute Goods Exports and Imports :

7.3.1 Export Performance of Jute Goods :

Exports of jute goods during last 5 years were as under :

Quantity in '000 M.Ton
Value : Rs. in Million

Products	2011-12		2012-13		2013-14		2014-15		2015-16	
	Qty.	Value	Qty.	Value	Qty.	Value	Qty.	Value	Qty.	Value
Hessian	75.02	4198.58	66.2	4071.24	50.1	3346.64	29.7	2117.76	30.1	2649.01
	229716220*	5589.55	121873755*	4961.56	122634407*	5263.61	168359248*	5578.05	157623510*	5624.21
		9788.13		9032.80		8610.25		7695.81		8273.22
Sacking	73.0	4064.94	67.7	4006.25	84.6	5206.72	46.4	2903.66	37.9	3022.09
	13409884*	124.43	2060610*	158.48	851781*	63.29	1601889*	61.89	1410405*	53.05
		4189.37		4164.73		5270.01		2965.55		3075.14
CBC	444316*	3.99	22924*	1.74	23340*	2.60	23079*	1.70	37582*	4.00
Yarn	54.7	2820.14	43.8	2211.62	25.0	1435.83	23.6	1387.35	16.9	1185.65
Soil Saver	3.2	70.44	2.6	86.78	2.0	86.11	2.8	133.37	2.2	170.62
JDPs		3199.01		3635.93		4838.76		5085.70		5624.01
Others	5.9	878.52	5.1	784.42	4.0	975.93	4.2	868.62	3.1	590.80
All Jute Goods	211.8	20949.60	185.4	19918.02	164.7	21219.49	106.7	18138.10	90.2	18923.44
Total	284418082*		135821362*		139290068*		182970307*		168200242*	
	US\$ 416 Million		US\$ 366 Million		US\$ 351 Million		US\$ 297 Million		US\$ 289 Million	

Source : DGCI&S

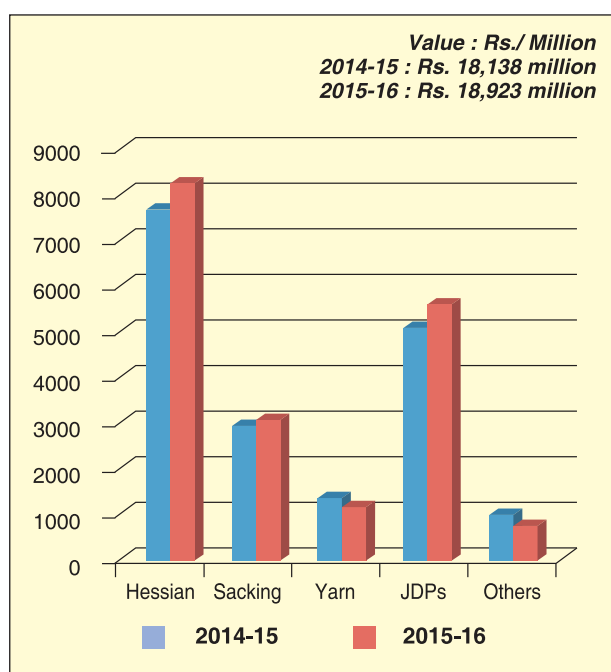
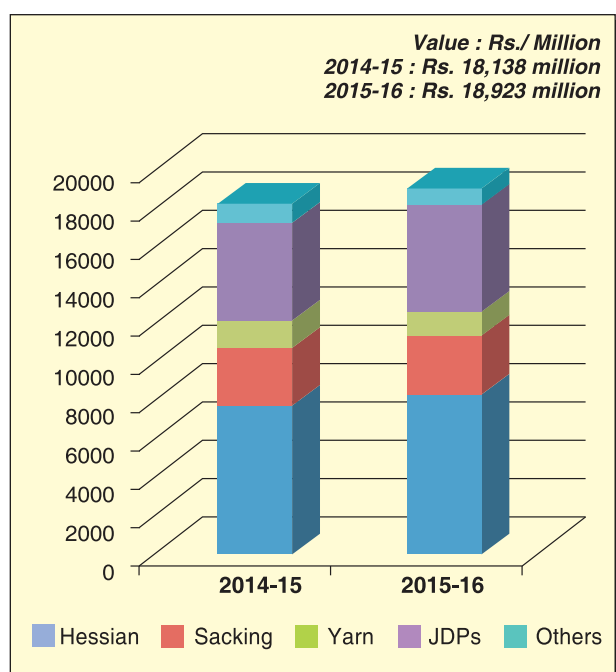
N.B. Total Export Qty : Only for '000 M.Ton

* indicates the quantity in SQM

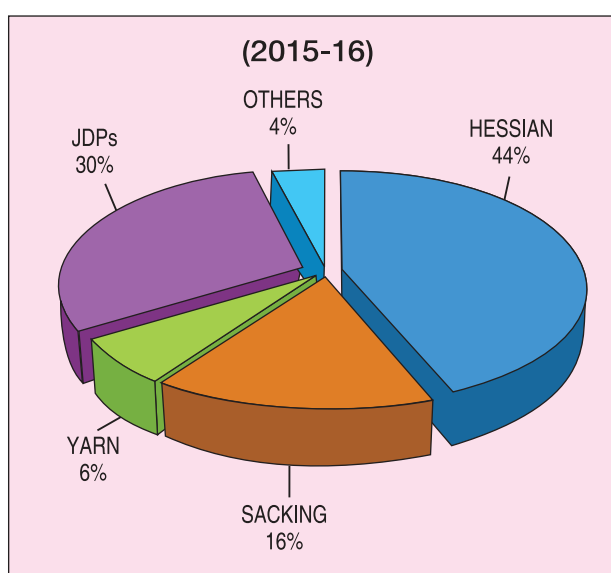
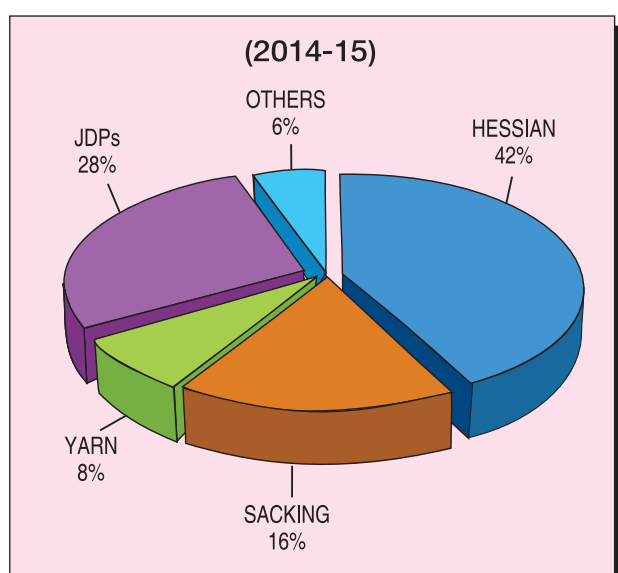
7.3.2 : Product-wise exports

Export during 2015-16 (April-March 2016), valued at Rs.18,923 Million equivalent to about US\$ 289 Million, is **higher by 4% in Indian Rupees but lower by 3% in average dollar terms** as compared to the same period of 2014-15 (April-March 2015). In terms of quantity, export during 2015-16 was 90,200 M.Ton, which is also lower by 15% as compared to 2014-15.

This increase in exports in INR value terms has been mainly due to increase in exports of major categories of jute products : Hessian by 8%, Sacking by 4%, JDps by 11% in terms of value as compared to corresponding period of 2014-15. Exports of Yarn decline by 7% and others by 32% in value terms as compared to 2014-15.



Hessian constituted 42%, Sacking constituted 16% and Yarn constituted 8%. All these three major categories of products together constituted 66% of total exports. Exports of diversified products, with floor coverings and hand and shopping bags as major constituents represented 28% of the total value of exports. The balance 6% is shared by specialties and other residual items like Soil Saver, Webbing, Canvas/Tarpaulin and CBC.



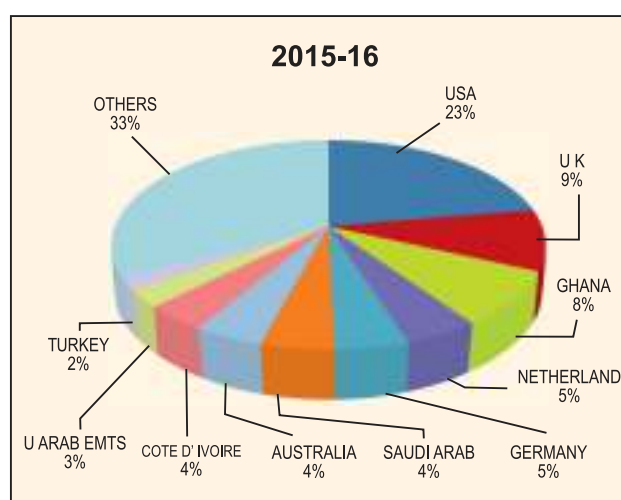
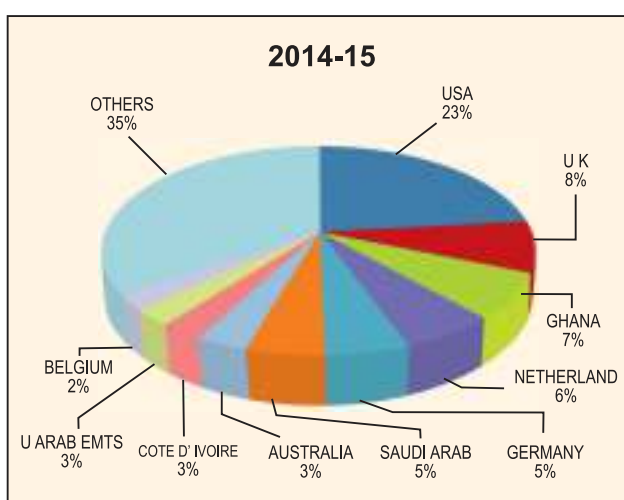
7.3.3 Country-wise Exports :

During 2015-16, USA, UK, Ghana, Germany, Netherlands were top 5 importing countries accounted for 50% of total value of jute goods exports. These 5 top importing countries were followed by Cote D'Ivoire, Saudi Arab, Australia, UAE, Turkey which accounted for 17%. All these top 10 countries accounted for 67% of total jute goods exports during period under report.

Following table will reveal export performance to top 10 countries during 2015-16 as compared to 2014-15.

Value : Rs./Million

	2014-15		2015-16		% increase / decrease
	Country	Value	Country	Value	
1)	U S A	4244.01	U S A	4259.29	(+) 0.3%
2)	U K	1431.07	U K	1790.59	(+) 25%
3)	GHANA	1292.82	GHANA	1603.29	(+) 24%
4)	NETHERLAND	1089.05	GERMANY	874.67	(-) 7%
5)	GERMANY	941.96	NETHERLAND	868.22	(-) 20%
6)	SAUDI ARAB	898.83	COTE D' IVOIRE	851.15	(+) 67%
7)	AUSTRALIA	582.36	SAUDI ARAB	812.19	(+) 10%
8)	COTE D' IVOIRE	509.56	AUSTRALIA	782.42	(+) 34%
9)	U ARAB EMTS	466.53	U ARAB EMTS	488.84	(+) 5%
10)	BELGIUM	392.53	TURKEY	402.67	
	TOTAL OF TOP 10	11848.72	TOTAL OF TOP 10	12733.33	
	TOTAL EXPORT	18138.1	TOTAL EXPORT	18923.44	



7.3.4 Exports of JDPs :

Following table will provide exports of major jute diversified products during last 5 years :

Value : Rs./Million

Products	2011-12	2012-13	2013-14	2014-15	2015-16
Floor Coverings	1420.05	1789.91	2160.99	2388.99	2223.19
Hand & Shopping Bags	1636.61	1696.95	2448.02	2518.42	3221.86
Wall Hangings	40.97	2.09	5.73	8.48	6.11
Gift Articles	14.64	64.95	38.27	40.48	67.63
Decorative Fabrics	86.08	79.59	184.38	123.71	100.10
Others	0.66	2.44	1.37	5.62	5.12
Total JDPs	3199.01 (US\$ 63.51)	3635.93 (US\$ 66.81)	4838.76 (US\$ 80.02)	5085.70 (US\$ 83.17)	5624.01 (US\$ 85.91)
Total jute goods exports	20949.60	19918.02	21219.49	18138.10	18923.44
% share of JDPs to all jute goods	15	18	23	28	30

Source : DGCI&S

Exports of JDPs have increased from Rs.3,199 million in 2011-12 to Rs.5,624 million in 2015-16 (increased by 76%). This increase in exports of JDPs is mainly attributable to increased preference for eco-friendly products in USA and Europe. USA is the single largest market for Indian jute diversified products, accounted for 23% of total JDP exports, followed by UK, Ghana, Germany, Netherland, Cote D' Ivoire, Saudi Arabia, Australia, UAE, Turkey accounted for 44% of total JDPs exports in 2015-16. All these top ten importing countries accounted for 67% of total JDP exports from India in 2015-16.

Govt. of India, Ministry of Textiles fixed export target for jute goods for 2015-16 at US\$ 429 million. Going by the export during 2015-16, achievement in export performance is 67%.

7.4 Jute and Jute goods imports :

Imports of raw jute and jute goods into India during last 5 years were as under :

Quantity in '000 M.Ton

Value : Rs. in Million

Period :	2011-12		2012-13		2013-14		2014-15		2015-16	
	Qty.	Value	Qty.	Value	Qty.	Value	Qty.	Value	Qty.	Value
Raw Jute	183.2	4521.10	160.1	3841.00	54.1	1469.50	47.6	1424.00	87.6	3640.40
Jute Products	117.9	5196.30	141.9	6555.00	99.6	4535.30	130.7	5614.80	158.1	9333.60

Source : Office of the Deputy Commissioner of Customs, Petrapole Land Customs

Import of Raw Jute from Bangladesh during March, 2016 increased by 3299% in quantity and 3458% in value terms as compared to March, 2015. Cumulative import of Raw jute during April to March, 2016 (2015-16) also increased by 84 % in quantity and 156% in value terms as compared to corresponding period of (2014-15).

Import of Jute products from Bangladesh during March, 2016 increased by 13% in quantity and 52% in value terms as compared to March, 2015. Cumulative import of jute products during April- March,2016 (2015-16) increased by 21% in quantity and 66% in value terms as compared to corresponding period of (2014-15).

ANNEXURES -A

List of Board Members

1. Secretary, Ministry of Textiles, Govt. of India, New Delhi - **Chairman**
2. Smt. ButtaRenuka, Hon'ble Member of Parliament (LokSabha)
3. ShriKamakhyas Prasad Tasa, Hon'ble Member of Parliament (LokSabha)
4. (i) Shri P. Bhattacharya, Hon'ble Member of Parliament (RajyaSabha) [upto 06.06.2015]
(ii) ShriSukhenduSekhar Roy, Hon'ble Member of Parliament (RajyaSabha) [from 28.08.2015]
5. Additional Secretary & Financial Advisor, Ministry of Textiles, Govt. of India, New Delhi
6. Joint Secretary (Jute), Ministry of Textiles, Govt. of India, New Delhi
7. Jute Commissioner, Govt. of India, Kolkata
8. Joint Secretary, (RFS, NRM, M&T, TMC & JTM), Ministry of Agriculture, Govt. of India,
9. Joint Secretary (P & FCI), Ministry of Food & Public Distribution, Govt. of India
10. Secretary, Micro, Small & Medium Enterprises & Textiles, Govt. of West Bengal
11. Principal Secretary to Government, Industries & Commerce Department, Andhra Pradesh
12. Commissioner & Secretary to the Govt. of Assam, Handloom Textiles & Sericulture Department, Guwahati, Assam
13. Director, Indian Jute Industries' Research Association
14. Principal, Institute of Jute Technology (Deptt. of Jute & Fibre Technology)
15. Director, National Institute of Research on Jute and Allied Fibre Technology
16. Director, Central Research Institute for Jute & Allied Fibres,
17. Chairman-cum-Managing Director, The Jute Corporation of India Ltd., Kolkata
18. Shri Bidyut Raut, S/o. Shri Jitendra Rout, Purbayan, P.O. Sahaganj, Dist. Hooghly, West Bengal, Pin – 712 104 [upto 30.10.2015]
19. Shri Siddarth Kshetriya, S/o. Dr. Shardanand Singh, 42, Kamla Apartment, Patel Nagar, Road No.10, Patna, Bihar – 800 023. [upto 30.10.2015]
20. Shri Siripurapu Kumara Swamy, Honjaram (Village & Post) PIN : 532 168, Punduru (via), Santhakaviti Mandal, Srikakulam District, Andhra Pradesh [upto 30.10.2015]
21. Shri Jyotirmoy Chatterjee, M/s. Agarpara Jute Mill, 3, Dr. Lalmohan Banerjee Road, Panhati – 700 114. (W.B) [upto 30.10.2015]
22. Shri Ali Hussain Akond, P.O. Bhaitbari, Meghalaya – 794 001 [upto 30.10.2015]
23. Shri Rabindra Deb Barma, Kamalpur, Dist – Dhalai, Pin Code: 799285, Tripura. [upto 30.10.2015]
24. Prof. R. Chattopadhyay, Head of Textile Department, IIT, Delhi [upto 30.10.2015]
25. Dr. (Mrs.) Sadhana Kapoor, 202, Ganga Jamuna Complex, M.P.Nagar, Bhopal – 462 011.[upto 30.10.2015]
26. Shri Anurag Himatsinghka, Camila International, Kolkata [upto 30.10.2015]
27. Shri Anne Kali Kiran, 8-3-669/10/13, Near BRI Quarters, Yellareddyguda, Hyderabad – 500 073. Shri D. C. Baheti, [upto 30.10.2015]
28. Shri D. C. Baheti, Managing Director, M/s. Gloster Limited, 21, Strand Road, Kolkata-700 001 [upto 30.10.2015]
29. Shri Mandavilli Venkateswara Rao, S/o. Late Shri M. Y. Chetti, Door No.24-111, Chinna Bazar, Salur – 535591, Vizianagaram District, Andhra Pradesh.[upto 30.10.2015]
30. President, Association for Jute and Handicrafts Entrepreneurs of Eastern India [upto 30.10.2015]
31. Shri Ganesh Sarkar, S/o. Shri Chandra Mohan Sarkar, 41-B, Kabitirtha Sarani, 1st floor, Kolkata – 700 023. [upto 30.10.2015]
32. Shri Abhisek Poddar, Director, M/s. The Ganges Jute Pvt. Ltd., Chatterjee International Centre, 33-A, J. L. Nehru Road, 6th floor, Flat No. A-1, Kolkata – 700 071. [upto 30.10.2015]
33. Shri Sanjay Kajaria, Joint Managing Director, M/s. Murlidhar Ratanlal Exports Ltd., 15-B, Hemanta Basu Sarani, Kolkata – 700 001. Shri Abhisek Poddar, Director, M/s. The Ganges Jute Pvt. Ltd. [upto 30.10.2015]
34. Secretary, National Jute Board, Kolkata - **Member Secretary**

ANNEXURE - B

Abbreviations

NJB	National Jute Board
JTM	Jute Technology Mission
JMDC	Jute Manufactures Development Council
NCJD	National Centre for Jute Diversification
JDP	Jute Diversified Products

ANNUAL ACCOUNTS

2015-16

AUDIT REPORT

प्रधान निदेशक, वणिज्जिक लेखा-परीक्षा
तथा पदेन सदस्य, लेखा-परीक्षा बोर्ड-I का कार्यालय
1, काउन्सिल हाउस स्ट्रीट
कोलकाता-700 001

OFFICE OF THE
PRINCIPAL DIRECTOR OF COMMERCIAL AUDIT
& EX-OFFICIO MEMBER, AUDIT BOARD-I
1, COUNCIL HOUSE STREET,
KOLKATA-700 001

No. 276/PDCA/KoPT-ABs/SAR-15-16/NJB/2016-17

Date : 07.12.2016

To

The Secretary to the Government of India,
Ministry of Textiles,
Udyog Bhavan,
New Delhi-110 011

Subject : Separate Audit Report (SAR) on the accounts of **National Jute Board, Kolkata**
for the year 2015-16.

Sir,

I am to forward herewith the Separate Audit Report (SAR) on the accounts of **National Jute Board, Kolkata** for the year 2015-16. A copy of the annual accounts of National Jute Board for the year 2015-16 is also enclosed.

Action may please be taken for placing the same before both the houses of Parliament. The date on which the SAR is placed before Parliament (both Lok Sabha and Rajya Sabha) may please be communicated to this office. The Secretary of National Jute Board has been requested to send the Hindi version of the SAR and annual accounts to the Ministry.

The receipt of this letter may kindly be acknowledged.

Yours faithfully,

Sd/-

(Praveer Kumar)

Principal Director of Commercial Audit
& Ex-officio Member Audit Board-I
Kolkata

Enclo : As stated.

AUDIT REPORT

प्रधान निदेशक, वणिज्चिक लेखा-परीक्षा
तथा पदेन सदस्य, लेखा-परीक्षा बोर्ड-I का कार्यालय
1, काउन्सिल हाउस स्ट्रीट
कोलकाता-700 001

OFFICE OF THE
PRINCIPAL DIRECTOR OF COMMERCIAL AUDIT
& EX-OFFICIO MEMBER, AUDIT BOARD-I
1, COUNCIL HOUSE STREET,
KOLKATA-700 001

No. 276/PDCA/KoPT-ABs/SAR-15-16/NJB/2016-17

Date : 07.12.2016

Copy along with a copy of the Separate Audit Report (SAR) for the year 2015-16 is forwarded to the Secretary, National Jute Board, 3A & 3B, Park Plaza, 71, Park Street, Kolkata-700 016 for information and necessary action.

Hindi Version of the SAR and the annual accounts may please be prepared and submitted to the Ministry for further action.

Yours faithfully,

Sd/-

(Praveer Kumar)

Principal Director of Commercial Audit

& Ex-officio Member Audit Board-I

Kolkata

Enclo : As stated.

**Separate Audit Report of the Comptroller & Auditor General of India on the
Accounts of the National Jute Board, Kolkata
for the year ended 31st March, 2016.**

1. We have audited the Balance Sheet as at 31 March 2016 and the Income & Expenditure Account and Receipts & Payments Account for the year ended on that date of National Jute Board, Kolkata under Section 19(2) of the Comptroller & Auditor General's (Duties, Powers & Conditions of Service) Act, 1971 read with Section 17 of the National Jute Board Act, 2008. Preparation of these financial statements is the responsibility of the National Jute Board management. Our responsibility is to express an opinion on these financial statements based on our audit.
2. This Separate Audit Report contains the comments of the Comptroller & Auditor General of India (CAG) on the accounting treatment only with regard to classification, conformity with the best accounting practices, accounting standards and disclosure norms, etc. Audit observations on financial transactions with regard to compliance with the Laws, Rules & Regulations (Propriety and Regularity) and efficiency-cum-performance aspects, etc., if any are reported through Inspection Reports/CAG's Audit Reports separately.
3. We have conducted our audit in accordance with the auditing standards generally accepted in India. These standards require that we plan and perform the audit to obtain reasonable assurance about whether the financial statements are free from material misstatements. An audit includes examining, on a test basis, evidences supporting the amounts and disclosure in the financial statements. An audit also includes assessing the accounting principles used and significant estimates made by management, as well as evaluating the overall presentation of financial statements. We believe that our audit provides a reasonable basis for our opinion.
4. Based on our audit, we report that:
 - i. We have obtained all the information and explanations, which to the best of our knowledge and belief were necessary for the purpose of our audit;
 - ii. The Balance Sheet and Income & Expenditure Account and Receipts & Payments Account dealt with by this report have been drawn up in the format prescribed by the Government of India for Central Autonomous Bodies.
 - iii. In our opinion, proper books of accounts and other relevant records have been maintained by the National Jute Board as required under Uniform Format of Accounts for Central Autonomous Bodies in so far as it appears from our examination of such books.
 - iv. We further report that :

A. Balance Sheet

A.1 Fixed Assets (Schedule- 8) Rs 9.45 crore

A.1.1 Lease hold land at NOIDA includes Rs 0.21 crore for construction of boundary wall which was capitalized and amortized together with cost of land over the lease period. The boundary wall has a physical life and required to be depreciated @ 10% as per its schedule rate. Hence, boundary wall should have been shown separately and depreciated accordingly.

v. Subject to our observations in the preceding paragraphs, we report that the Balance Sheet and Income and Expenditure Account dealt with by this report are in agreement with the books of accounts.

vi. In our opinion and to the best of our information and according to the explanations given to us, the said financial statements read together with the Accounting Policies and Notes on Accounts, and subject to the significant matters stated above and other matters mentioned in Annexure - I to this Audit Report give a true and fair view in conformity with accounting principles generally accepted in India:

- a. In so far as it relates to the Balance Sheet, of the state of affairs of the National Jute Board as at 31 March 2016; and
- b. In so far as it relates to Income and Expenditure Statement of the surplus for the year ended on that date.

For and on behalf of the C&AG of India

Sd/-

(Praveer Kumar)

Place : Kolkata

Date : 07.12.2016

Principal Director of Commercial Audit &
Ex-officio Member Audit Board-I, Kolkata

Annexure - I to Audit Report

1. Adequacy of Internal Audit System :

During the year 2015-16, internal audit was done by a firm of Chartered Accountants (M/s M. C. Bhandari & Company). In our opinion, coverage of internal audit is adequate and commensurate with the size and nature of the business of the Board.

2. Adequacy of Internal Control System :

Internal Control system is not adequate and commensurate with the size and nature of the Board in respect of the following –

- a) There is no approved Delegation of Power.
- b) There is no laid down procedure for receipts of bills from contractor/suppliers and payment there against.
- c) The Board has not adopted the following manuals/rules/policy/registers
 - (i) Accounting manual,
 - (ii) Purchase/ procurement manual,
 - (iii) Code of conduct rules,
 - (iv) Recruitment policy and rules,
 - (v) M.I.S.
 - (vi) Grants-in-aid Register
 - (vii) Register of Contracts

3. System of Physical Verification of fixed assets :

Fixed Assets are physically verified annually by the Management. During the year 2015-16, fixed assets were verified on 31 March 2016. No material deficiencies were reported during such physical verification.

4. System of Physical Verification of inventory :

There was no inventory as on 31st March 2016.

5. Regularity in payment of statutory dues :

According to the information and explanations given to us and the records of the minutes of the Board examined by us, National Jute Board is generally regular in depositing with the appropriate authorities undisputed statutory dues including Income Tax, Professional Tax and any other material statutory dues applicable to the Board.

Sd/-
(B. C. Mandal)
Director

National Jute Board

Balance Sheet as at 31st March, 2016

	Schedule No.	2015-16 Rs.	2014-15 Rs.
JUTE FUND AND LIABILITIES			
Jute Board Fund Account	1	76,34,09,136	54,59,94,354
Reserves and Surplus	2	0	0
Earmarked/Endowment Funds	3	59,60,30,694	54,96,97,852
Secured Loans and Borrowings	4	0	0
Unsecured Loans and Borrowings	5	0	0
Deferred Credit Liabilities	6	0	0
Current Liabilities and Provisions	7	26,73,66,173	23,03,08,539
TOTAL		1,62,68,06,003	1,32,60,00,745
ASSETS			
Fixed Assets	8	9,45,09,670	9,61,52,851
Deposit for Construction of Building	8A	27,92,00,000	0
Investments - From Earmarked / Endowment Funds	9	3,14,73,715	3,29,55,127
Investments - Others	10	0	0
Current Assets, Loans, Advances etc.	11	1,22,16,22,618	1,19,68,92,767
Miscellaneous Expenditure (To the extent not Written off or Adjusted)		0	0
TOTAL		1,62,68,06,003	1,32,60,00,745
Significant Accounting Policies	24		
Contingent Liabilities and Notes on Accounts	25		

Sd/-
N. SENGUPTA
Chief Finance Officer

Sd/-
M. ARVIND KUMAR, ITS
Secretary

National Jute Board

Income & Expenditure Statement for the Year Ended 31st March, 2016

	Schedule	NON-PLAN 2015-16 Rs.	NON-PLAN 2014-15 Rs.
A. INCOME			
Income from Sales/Services	12	0	0
Grants/Subsidies	13	53,69,00,000	45,10,00,000
Add : receivable		0	0
Less : Capitalisation	8	17,96,97,912	10,13,40,768
Net Grant		35,72,02,088	34,96,59,232
Interest Earned	17	4,80,01,141	4,56,67,939
Other Income	18	80,890	2,89,820
Transfer from NJB Fund for Depreciation and Amortisation	8	21,41,093	0
TOTAL (A)		40,74,25,212	39,56,16,991
B. EXPENDITURE			
Establishment Expenses	20	5,42,41,697	5,30,15,023
Other Administrative Expenses etc.	21	4,21,07,301	3,80,69,175
Market Promotion Expenses			
a) Participation in Trade Fairs, Exhibition-cum-Sale, Trade Missions & Delegations			
- Domestic	21-A	2,86,12,323	5,89,48,387
- International	21-B	1,81,37,830	2,19,75,145
b) Seminars & Workshops	21-C	18,79,346	73,96,115
c) Studies on Jute Sector	21-D	3,76,68,418	4,86,67,402
d) Training & Design Dev. Programme	21-E	92,27,632	51,85,141
e) Jute Geo-Textile Activities	21FA	1,06,37,134	1,48,53,078
f) Other Mkt. Promotion & Development Exp.	21-FB	65,11,052	1,82,15,064
Expenditure on Grants, Subsidies etc.			
To IJT under MOU	22	1,38,45,000	1,26,45,000
Expenditure on Other Schemes	22-A	14,40,40,308	10,87,86,732
Depreciation	8	15,68,302	19,94,400
Amortisation of Leasehold Land	8	5,72,791	5,72,791
Adjustment in respect of Prior Period expenditure	21 H	(14,81,885)	95,41,659
TOTAL (B)		36,75,67,249	39,98,65,112
Balance (A) - (B)			
Balance being Excess of Income Over Expenditure carried to Jute Board Fund	1	3,98,57,963	0
Balance being Excess of Expenditure over Income transferred from Jute Board Fund /JTM Fund	1	0	-42,48,121
SIGNIFICANT ACCOUNTING POLICIES	24		
CONTINGENT LIABILITIES AND NOTES ON ACCOUNTS	25		

Sd/-
N. SENGUPTA
Chief Finance Officer

Sd/-
M. ARVIND KUMAR, ITS
Secretary

National Jute Board

Receipts and Payments for the Year Ended 31st March, 2016

	<u>NON-PLAN</u> 2015-16 Rs.	<u>NON-PLAN</u> 2014-15 Rs.
RECEIPTS		
I. Opening Balances		
a) Cash in hand	26,296	1,10,044
b) Stamps in hand	173	0
c) Bank Balances		
1. In current accounts (inc.EEFC A/C)	4,86,25,910	9,75,50,816
2. In savings accounts	31,57,705	31,07,365
3. In deposit accounts	1,00,61,30,419	95,11,74,064
II. Grants Received		
a) From Government of India		
Current year	53,69,00,000	45,10,00,000
b) From Other Sources - CFC, JGT	26,76,482	44,54,468
III. Income on Investments	0	0
IV. Interest Received		
a) On Bank Deposits	3,08,14,539	4,77,49,203
b) Loans, Advances, etc.	2,96,659	5,92,572
c) On Earmarked Fund	2,92,45,964	3,92,77,941
V. Other Income	92,759	2,33,470
VI. Amount Borrowed	0	0
VII. Any other receipts		
a) Recoveries from Salaries and Others	1,11,73,578	1,17,56,066
b) Recovery of Security Deposits	6,26,106	13,64,772
c) Recovery of Advances/ loans/ Receivables	26,98,262	17,73,732
d) Security & Earnest Money Deposits from Contractors / bidders	10,94,200	6,34,804
e) Receipts against events		
Domestic	6,41,642	38,90,067
Foreign	16,61,401	13,15,000
f) Receipt from LIC (Terminal Benefits)	18,64,578	0
g) Other Receipts	890	1,61,242
TOTAL	<u><u>1,67,77,27,563</u></u>	<u><u>1,61,61,45,626</u></u>

National Jute Board

Receipts and Payments for the Year Ended 31st March, 2016 (*Contd.*)

	<u>NON-PLAN</u>	<u>NON-PLAN</u>
	2015-16	2014-15
	Rs.	Rs.
PAYMENTS		
I. Expenses		
a) Establishment Expenses	4,83,64,907	5,05,26,227
b) Administrative Expenses	3,57,91,112	3,29,16,177
c) Market Promotion Expenses		
i) Participation in Trade Fairs, Exh-cum-Sale, Trade Missions & Delegations		
- Domestic	2,74,98,604	5,98,66,643
- International	2,04,36,259	2,22,84,754
ii) Seminars & Workshops		
- Domestic	18,79,346	31,67,784
- International	0	42,28,331
iii) Training & Design Dev Programme	91,26,602	50,24,333
iv) Studies on Jute Sector	2,95,62,816	3,43,44,651
v) Jute Geo Textile Activities	86,05,134	1,47,85,784
vi) Market Promo. & Dev. Expenses	57,30,765	1,68,86,063
d) Grant to DJFT under MoU	34,61,250	94,83,750
e) Outstanding Liabilities -Non-Plan	4,57,27,509	8,25,75,043
Outstanding Liabilities -Plan	0	75,00,000
f) Exp.on Non-Plan Scheme		
(i) Export Market Dev. Assistance	2,04,83,006	1,36,80,413
(ii) Labour Welfare Scheme (Sanitation)	1,19,75,367	1,94,33,273
(iii) Incentives to Girl Childredn of Jute Mill Workers	1,40,23,750	1,20,45,000
(iv) Supply Chain Support	5,61,118	12,96,241
(v) Incentives & Expenses under ISAPM	3,60,28,824	3,62,18,256
(vi) Students' Outreach Programme	1,11,805	26,874
(vii) Commom Facilty Centre Scheme	65,02,085	0
IV. Expenditure on Fixed Assets & Capital Work-in-Progress		
Purchase of Fixed Assets	4,97,912	13,40,768
Deposit with NBCC for Rajarhat Office Complex	17,92,00,000	10,00,00,000
V. Refund of Surplus money/Loans	0	0
VI. Finance Charges (Interest)	0	0
<i>Balance carried forward</i>	<u>50,55,68,171</u>	<u>52,76,30,365</u>

National Jute Board

Receipts and Payments for the Year Ended 31st March, 2016 (*Contd.*)

	<u>NON-PLAN</u> 2015-16 Rs.	<u>NON-PLAN</u> 2014-15 Rs.
PAYMENTS (<i>Contd.</i>)		
<i>Balance brought forward</i>	50,55,68,171	52,76,30,365
VII. Other Payments		
a) Deposit of recoveries from Salaries and Others	1,09,54,593	1,23,15,692
b) Earnest & Security Deposits recoverable	7,27,200	7,03,746
c) Loans & Advances	36,03,092	18,35,646
d) Refund of Sec. Dep. of Contractors	5,19,800	13,62,500
e) Earmarked Fund	35,32,778	47,97,789
f) Terminal Benefits	15,13,190	0
g) Others	0	17,726
VIII. Prior Period Payments	0	95,41,659
IX. Closing Balances		
a) Cash in hand	18,060	26,296
b) Stamps in hand	707	173
c) Bank Balances		
1. In current accounts (incl. EEFC A/C)	6,81,52,542	4,86,25,910
2. In savings accounts	65,72,511	31,57,705
3. In deposit accounts	1,07,65,64,919	1,00,61,30,419
TOTAL	<u><u>1,67,77,27,563</u></u>	<u><u>1,61,61,45,626</u></u>

Sd/-
N. SENGUPTA
Chief Finance Officer

Sd/-
M. ARVIND KUMAR, ITS
Secretary

National Jute Board

Schedules forming part of Balance Sheet as at 31st March, 2016

SCHEDULE 1	2015-16		2014-15	
	Rs.	Rs.	Rs.	Rs.
Jute Board Fund Account :				
Balance as at the beginning of the year	54,59,94,354		44,87,14,351	
<i>Add</i> : Grants Capitalised	17,96,97,912		10,13,40,768	
<i>Add</i> : Reversal of Liabilities (Stale Cheque)	0		1,87,356	
	<u>72,56,92,266</u>		<u>55,02,42,475</u>	
Add : Excess of Income over Expenditure	3,98,57,963		0	
Less : Excess of Expenditure over Income	0		42,48,121	
	<u>76,55,50,229</u>		<u>54,59,94,354</u>	
Less : Transferred to I&E A/C for Depreciation and Lease Amortisation	21,41,093		0	
	<u>76,34,09,136</u>		<u>54,59,94,354</u>	
Balance at the year end	<u><u>76,34,09,136</u></u>		<u><u>54,59,94,354</u></u>	

National Jute Board

Schedules forming part of Balance Sheet as at 31st March, 2016

SCHEDULE 3	2015-16		2014-15	
	Rs.	Rs.	Rs.	Rs.
EARMARKED / ENDOWMENT FUNDS				
Fund for Group Gratuity Scheme of Employees with LIC (JMDC)	1,62,92,228		1,29,74,980	
Addition to Fund	3,25,856		33,17,248	
	<u>1,66,18,084</u>		<u>1,62,92,228</u>	
Less Amount Received/receivable on from LIC on Retirement of Staff	<u>20,90,505</u>		<u>0</u>	
		1,45,27,579		1,62,92,228
Fund for Group Gratuity Scheme of Employees with LIC (NCJD)	53,64,740		46,66,213	
Addition to Fund	<u>8,22,792</u>		<u>6,98,527</u>	
		61,87,532		53,64,740
Fund for Group Leave Encashment Scheme of Employees with LIC (JMDC)	1,12,98,159		88,92,121	
Addition to Fund	<u>7,73,031</u>		<u>24,06,038</u>	
	<u>1,20,71,190</u>		<u>1,12,98,159</u>	
Less Amount Received/receivable on from LIC on Retirement of Staff	<u>13,12,586</u>		<u>0</u>	
		1,07,58,604		1,12,98,159
Fund for Leave Encashment (NCJD)	72,43,072		56,84,568	
Addition to Fund	<u>1,96,587</u>		<u>15,58,504</u>	
		74,39,659		72,43,072
Jute Geotextiles Project - CFC/IJSG/21	39,92,407		39,53,854	
Addition to Fund	<u>4,33,648</u>		<u>39,11,034</u>	
	<u>44,26,055</u>		<u>78,64,888</u>	
Less Expenditure on Project	<u>10,66,277</u>		<u>38,72,481</u>	
		33,59,778		39,92,407
Jute Geotextiles Project - CFC/IJSG/21 - PEA	43,45,909		35,50,596	
Addition to Fund	<u>26,76,482</u>		<u>44,54,468</u>	
	<u>70,22,391</u>		<u>80,05,064</u>	
Less Expenditure on Project	<u>21,61,850</u>		<u>36,59,155</u>	
		48,60,541		43,45,909
Corpus Fund - JEAS & Others	50,84,04,409		46,87,92,866	
Add Interest Earned	<u>4,07,97,243</u>		<u>4,04,96,256</u>	
	<u>54,92,01,652</u>		<u>50,92,89,122</u>	
Less : Expenses	<u>3,04,651</u>		<u>8,84,713</u>	
		54,88,97,001		50,84,04,409
TOTAL		<u><u>59,60,30,694</u></u>		<u><u>55,69,40,924</u></u>

National Jute Board

Schedules forming part of Balance Sheet as at 31st March, 2016

SCHEDULE 7	2015-16		2014-15	
	Rs.	Rs.	Rs.	Rs.
CURRENT LIABILITIES AND PROVISIONS :				
A. CURRENT LIABILITIES				
1. Acceptances				
2. Sundry Creditors				
a) For Goods				
b) Others				
3. Advances Received				
4. Interest accrued but not due on:				
a) Secured Loans and borrowings				
b) Unsecured Loans and borrowings				
5. Statutory Liabilities				
a) Overdue				
b) Others				
6. Other Current Liabilities				
a) Recoveries awaiting Deposits	4,94,304		1,93,541	
b) Security Money Deposit	2,05,000		2,05,000	
c) Earnest Money Deposit	2,35,000		1,00,000	
d) Outstanding Liabilities for E.M.A. Scheme	17,01,87,334		17,01,87,334	
e) Outstanding Liabilities- others	9,58,94,769		5,22,96,394	
f) Other liabilities	3,49,766		83,198	
		26,73,66,173		22,30,65,467
TOTAL (A)		26,73,66,173		22,30,65,467
B. PROVISIONS				
1. For Taxation	0		0	
2. Gratuity	0		0	
3. Superannuation / Pension	0		0	
4. Trade Warranties / Claims	0		0	
5. Others (Specify)	0		0	
TOTAL (B)		0		0
TOTAL (A + B)		26,73,66,173		22,30,65,467

National Jute Board

Schedules forming part of Accounts for the Year Ended 31st March, 2016

SCHEDULE 8

FIXED ASSETS AS ON 31ST MARCH, 2016

PARTICULARS	Gross Block					Rate of Dep	Depreciation				NET BLOCK	
	1st April 2015 Rs.	Addition		Disposal/ Deduction Rs.	31st March 2016 Rs.		1st April 2015 Rs.	Addition during the year Rs.	Deduction during the year Rs.	31st March 2016 Rs.	31st March 2016 Rs.	1st April 2015 Rs.
		more than 180 days Rs.	less than 180 days Rs.									
Leased Land at NOIDA	4,18,13,731			5,72,791	4,12,40,940	0%	0	0	0	0	4,12,40,940	4,18,13,731
Land at Rajarhat	4,27,90,331	0	0	0	4,27,90,331	0%	0	0	0	0	4,27,90,331	4,27,90,331
Rajarhat Office Complex												
Boundry Wall	30,75,296	0	0	0	30,75,296	10%	8,56,581	2,21,872		10,78,453	19,96,843	22,18,715
Test Track	18,34,071	0	0	0	18,34,071	10%	5,48,527	1,28,554		6,77,081	11,56,990	12,85,544
Shop Space at Dakshinapan	7,08,143	0	0	0	7,08,143	10%	6,71,083	3,706	0	6,74,789	33,354	37,060
Car Parking Space at Dakshinapan	16,200	0	0	0	16,200	10%	15,353	85	0	15,438	762	847
Sonali Patna Showroom	12,18,708	0	0	0	12,18,708	10%	11,31,217	8,749	0	11,39,966	78,742	87,491
Sonali Ahmedabad Showroom	3,50,064	0	0	0	3,50,064	10%	3,25,741	2,432	0	3,28,173	21,891	24,323
Shop Space at Manicktola, Kolkata	7,96,030	0	0	0	7,96,030	10%	7,32,534	6,350	0	7,38,884	57,146	63,496
Office Equipment	55,89,368	2,05,166	1,27,181	0	59,21,715	15%	27,74,334	4,62,569	0	32,36,903	26,84,812	28,15,034
Motor Vehicles	2,68,350	0	0	0	2,68,350	15%	2,66,863	223	0	2,67,086	1,264	1,487
Furniture & Fixture	1,12,73,526	37,882	11,900	0	1,13,23,308	10%	66,45,062	4,67,230	0	71,12,292	42,11,016	46,28,464
Computers and Accessories	56,25,180	0	1,15,783	0	57,40,963	60%	52,38,852	2,66,532	0	55,05,384	2,35,579	3,86,328
Total Current Year	11,53,58,998	2,43,048	2,54,864	5,72,791	11,52,84,119		1,92,06,147	15,68,302	0	2,07,74,449	9,45,09,670	9,61,52,851
Previous Year	11,54,66,146	12,33,640	1,07,128	14,47,916	11,53,58,998		1,80,03,464	19,94,400	7,91,717	1,92,06,147	9,61,52,851	9,74,62,682

** Amortisation of the leasehold land - possession taken on 05.12.1997 for 90 years. The amount of amortisation is on straight line method for the year 2015-16

National Jute Board

Schedules forming part of Accounts for the Year Ended 31st March, 2016

SCHEDULE 8A

DEPOSIT FOR CONSTRUCTION OF OFFICE BUILDING

PARTICULARS	Gross Block					Rate of Dep	Depreciation				NET BLOCK	
	1st April 2015 Rs.	Addition		Disposal/ Deduction Rs.	31st March 2016 Rs.		1st April 2015 Rs.	Addition during the year Rs.	Deduction during the year Rs.	31st March 2016 Rs.	31st March 2016 Rs.	1st April 2015 Rs.
		more than 180 days Rs.	less than 180 days Rs.									
Office Building at Rajarhat - Deposit with NBCC	10,00,00,000		17,92,00,000		27,92,00,000	0%	0	0	0	27,92,00,000	10,00,00,000	

National Jute Board

Schedules forming part of Balance Sheet as at 31st March, 2016

SCHEDULE 9	2015-16		2014-15	
	Rs.	Rs.	Rs.	Rs.
INVESTMENTS FROM EARMARKED / ENDOWMENT FUNDS				
Group Gratuity Scheme Of Employees with LIC				
Unit - JMDC	1,62,92,228		1,29,74,980	
Add Addition during the Year	3,25,856		33,17,248	
	1,66,18,084		1,62,92,228	
Less : Amount realised on Retirement of Staff	20,90,505		0	
		1,45,27,579		1,62,92,228
Unit - NCJD	53,64,740		46,66,213	
Add Addition during the Year	8,22,792		6,98,527	
		61,87,532		53,64,740
		2,07,15,111		2,16,56,968
Group Leave Encashment Scheme of Employees with LIC				
Unit - JMDC	1,12,98,159		88,92,121	
Add Addition during the Year	7,73,031		24,06,038	
	1,20,71,190		1,12,98,159	
Less : Amount realised on Retirement of Staff	13,12,586		0	
		1,07,58,604		1,12,98,159
TOTAL		3,14,73,715		3,29,55,127

National Jute Board

Schedules forming part of Balance Sheet as at 31st March, 2016

SCHEDULE 11	2015-16		2014-15	
	Rs.	Rs.	Rs.	Rs.
CURRENT ASSETS, LOANS, ADVANCES etc.				
A. CURRENT ASSETS				
1. Inventories				
2. Sundry Debtors				
3. Cash balances in hand				
a) Head Office	10,366		7,478	
b) New Delhi	2,883		11,197	
c) Chennai	1,226		827	
d) Hyderabad	572		543	
e) Project CFC/IJSG/21 Cash	3,013		6,251	
		18,060		26,296
4. Bank Balances				
a) With Scheduled Banks				
- On Current Accounts				
PLAN	0		0	
NON-PLAN	6,32,92,001		4,42,80,001	
EARMARKED FUND	0		0	
EARMARKED FUND (EEFC -CFC/IJSG/21)	48,60,541		43,45,909	
		6,81,52,542		4,86,25,910
- On Savings Account - NON PLAN	0		0	
- Earmarked Fund	65,72,511		31,57,705	
		65,72,511		31,57,705
- On Deposit Accounts				
- Earmarked Fund	50,02,72,342		47,47,81,112	
- NON PLAN	57,62,92,577		53,13,49,307	
		1,07,65,64,919		1,00,61,30,419
b) With non - Scheduled Banks		0		0
5. Post Office-Savings Accounts		0		0
6. Postage Stamps In Hand		707		173
TOTAL (A)		<u>1,15,13,08,739</u>		<u>1,05,79,40,503</u>

Contd.

National Jute Board

Schedules forming part of Balance Sheet as at 31st March, 2016

SCHEDULE 11 (Contd.)	2015-16		2014-15	
	Rs.	Rs.	Rs.	Rs.
CURRENT ASSETS, LOANS, ADVANCES etc.				
B. LOANS, ADVANCES & OTHER ASSETS				
1. Loans:				
a) Staff				
House Building Advance	1,42,100		2,84,300	
Computer Advance	0	1,42,100	10,706	2,95,006
b) Others (Specify)				
Loans Under Jute Entrepreneurs Assistance Scheme (JEAS)	2,07,67,465		2,14,91,345	
Loans Under CFC/IJSG/18 Project	4,77,433	2,12,44,898	4,77,433	2,19,68,778
2. Advances and Other amounts recoverable in cash or in kind or for value to be received				
a) On Capital Account		0		0
b) Prepayments		0		0
c) Advances				
Miscellaneous Advances with NJB Officials	86,008		70,146	
On Account Advances/Recoverables	42,08,950		6,56,129	
Tax Deducted At Source - Recoverable	38,667		2,19,288	
LTC Advance	19,413		8,268	
Festival Advance	50,400		46,800	
		44,03,438		10,00,631
d) Others				
Security Deposit Recoverable	42,32,598		43,38,904	
Contribution Recvbl. Sonali Ahmedabad	72,000		72,000	
Contribution Recvbl. Sonali Dakhshinapan	70,000		70,000	
Contribution Recvbl. Sonali Uttarapan	0		10,000	
Recoverable Charges - Project CFC/IJSG/18	6,29,200		6,29,200	
Recoverable from LIC for Terminal Benefits	18,26,830		17,37,041	
		68,30,628		68,57,145
3. Income Accrued :				
a) On Investments	0		0	
b) House Building Advance (Accrued Interest)	10,18,753		12,78,163	
c) Motor Cycle Advance (Accrued Interest)	0		4,148	
d) Computer Advance (Accrued Interest)	5,160		21,225	
e) Term Deposit (Accrued Interest)	3,66,68,902		75,27,168	
		3,76,92,815		88,30,704
4. Claims Receivable		0		0
TOTAL (B)		7,03,13,879		3,89,52,264
TOTAL (A + B)		1,22,16,22,618		1,09,68,92,767

National Jute Board

Schedules forming part of Income and Expenditure Account for the year ended 31st March, 2016

SCHEDULE 13	<u>NON-PLAN</u>	<u>PLAN-JTM</u>	<u>NON-PLAN</u>	<u>PLAN-JTM</u>
	2015-16 Rs.	2015-16 Rs.	2014-15 Rs.	2014-15 Rs.
GRANTS / SUBSIDIES				
(Irrevocable grants & subsidies received)				
1. Central Government				
NON-PLAN	53,69,00,000		45,10,00,000	
PLAN - JTM	0	0	0	0
2. State Government(s)	0	0	0	0
3. Government Agencies	0	0	0	0
4. Others :	0	0	0	0
TOTAL	<u>53,69,00,000</u>	<u>0</u>	<u>45,10,00,000</u>	<u>0</u>

SCHEDULE 17	2015-16 Rs.	2014-15 Rs.
INTEREST EARNED		
1) On Term Deposits		
a) With Scheduled Banks (Non-Plan)	4,79,71,346	4,56,35,223
b) With Scheduled Banks (Plan)	0	0
c) With Non-Scheduled Banks	0	0
d) With Institutions	0	0
e) Others	0	0
2) On Savings Accounts		
a) With Scheduled Banks	0	0
3) On Loans		
a) Employees/Staff		
Interest on HBA	16,701	30,369
Interest on Motor Cycle	0	168
Interest on Computer	335	2,179
b) Others	0	0
4) Interest on Debtors and Other receivables	12,759	0
TOTAL	<u>4,80,01,141</u>	<u>4,56,67,939</u>

National Jute Board

Schedules forming part of Income and Expenditure Account for the year ended 31st March, 2016

SCHEDULE 18	2015-16 Rs.	2014-15 Rs.
OTHER INCOME		
1) Profit on Sale/ disposal of Assets		
a) Owned Assets	0	0
b) Assets acquired out of grants, or received free of cost	0	0
2) Export Incentives realised	0	0
3) Fees for miscellaneous services	0	0
4) Miscellaneous Income		
a) Contribution From Sonali	80,000	1,80,000
b) RTI Act Receipts	90	20
c) Miscellaneous Receipts	800	1,09,800
TOTAL	80,890	2,89,820

SCHEDULE 20	2014-15 Rs.	2013-14 Rs.
ESTABLISHMENT EXPENSES		
1 Salaries, Fees & Allowances	4,10,13,868	4,28,73,107
2 P.F. Contribution (Employer's)	33,15,469	27,17,136
3 Leave Travel Concession	1,47,392	3,48,404
4 Leave Salary Contribution	67,316	9,39,712
5 Pension Contribution	92,919	1,48,246
6 Terminal Benefits on Superannuation/Death/Resignation	0	0
7 Medical Expenses	43,26,641	30,69,368
8 Medical Expenses, Retired employees	2,45,949	1,49,570
9 Contribution for Gratuity Fund	25,29,263	12,08,524
10 Contribution for Leave Encashment Fund	20,42,135	15,60,956
11 Rastrabhasha Siksha	4,60,745	0
TOTAL	5,42,41,697	5,30,15,023

National Jute Board

Schedules forming part of Income and Expenditure Account for the year ended 31st March, 2016

SCHEDULE 21	2015-16 Rs.	2014-15 Rs.
OTHER ADMINISTRATIVE EXPENSES		
A. HEAD OFFICE		
1 Travelling & Conveyance	47,88,309	46,61,871
2 Transfer TA Expenses	1,48,346	0
3 Rent & Taxes	59,99,251	62,51,702
4 Electricity	11,96,308	11,44,412
5 O.M. & Upkeep	35,70,413	15,21,876
6 Postage & Courier	3,15,083	3,60,752
7 Telephone & Fax	7,63,137	6,63,022
8 Vehicle Running Expenses	83,029	1,00,432
9 Vehicle Expenses	31,35,252	0
10 Meeting Expenses	24,16,383	22,66,197
11 Printing, Stationary & Advertisement	16,15,478	14,83,300
12 Journals & Periodicals	68,554	52,474
13 Contingencies	7,800	7,200
14 Bank Charges	11,360	17,314
15 Audit Fees	12,09,665	20,88,670
16 Legal Charges and Tax Consultancy	8,68,133	6,47,879
17 Legal Charges , JC's Office	26,31,367	24,42,864
18 Maintenance Expenses For PF Records	65,280	65,766
19 Maintenance Charges For TOF, New Delhi	2,94,134	19,00,512
20 Lease Rent - NOIDA Land	12,24,000	15,12,690
21 Loss on sales / obsolescence of assets	0	69,758
22 Technical Inspector - JC's Office	6,11,697	0
carried forward	3,10,22,979	2,72,58,691

National Jute Board

Schedules forming part of Income and Expenditure Account for the year ended 31st March, 2016

SCHEDULE 21 (Contd.)	2015-16 Rs.	2014-15 Rs.
OTHER ADMINISTRATIVE EXPENSES		
brought forward	3,10,22,979	2,72,58,691
B. BRANCH OFFICES		
DELHI		
Travelling & Conveyance	19,34,439	18,69,380
Rent & Taxes	30,12,636	29,05,000
Electricity	1,85,049	1,75,316
O.M. & Upkeep	7,59,764	7,09,361
Postage & Courier	47,937	71,790
Telephone & Fax	2,16,647	2,29,916
Meeting Expenses	9,86,580	9,63,029
Printing, Stationery & Advertisement	1,00,512	2,04,915
Contingencies	1,860	4,300
	72,45,424	71,33,007
CHENNAI		
Travelling & Conveyance	7,91,959	7,87,776
Rent & Taxes	8,19,850	7,36,800
Electricity	34,296	34,889
O.M. & Upkeep	56,244	62,672
Postage & Courier	15,776	17,806
Telephone & Fax	77,533	78,827
Meeting Expenses	56,562	1,20,034
Printing, Stationery & Advertisement	68,529	78,355
Contingencies	2,605	4,469
	19,23,354	19,21,628
HYDERABAD		
Travelling & Conveyance	8,81,978	7,93,090
Rent & Taxes	3,40,309	3,09,368
Electricity	96,550	56,915
O.M. & Upkeep	1,36,116	1,43,343
Postage & Courier	27,312	43,278
Telephone & Fax	64,830	45,129
Meeting Expenses	3,38,917	3,22,836
Printing, Stationery & Advertisement	21,013	25,705
Contingencies	8,519	16,185
	19,15,544	17,55,849
TOTAL	4,21,07,301	3,80,69,175

National Jute Board

Schedules forming part of Income and Expenditure Account for the year ended 31st March, 2016

SCHEDULE 21-A (NON-PLAN)		2015-16 Rs.	2014-15 Rs.
A. PARTICIPATION IN TRADE FAIR, EXHIBITION-CUM-SALE, TRADE MISSIONS & DELEGATIONS			
DOMESTIC			
1	11th Intl. Trade Festival, Guwahati, Dec'15	3,82,604	0
2	13th Folk Fair, Puri, May'15	3,19,604	0
3	19th Banga Sanskrity Utsav, Kalyani, WB Jan'16	1,00,000	0
4	23rd International Guwahati Trade Fair, Jan, 2016	4,38,880	0
5	4th Science Expo, Daman & Diu, Sept'15	2,42,114	0
6	7th East Himalaya Expo, Siliguri Dec'15	2,66,620	0
7	A A Craft Bazar & H L Expo. New Delhi - May'15	1,10,967	0
8	All India Craft Mela, Madhapur, Dec'15	6,51,632	0
9	Baruipur Gramin Varsha Mela 2015	1,35,000	0
10	Coir Kerala, Alleppey, Feb'16	3,25,536	0
11	Deep Utsav - NOIDA Oct'15	1,21,508	0
12	Dinamalar Expo. Coimb. Aug'15	5,73,827	0
13	Dinamalar Expo. Pondy. Jan'16	4,23,198	0
14	Giftex, Bangalore, Oct'15	6,45,254	0
15	Grand Mela (State) Banda UP, Dec'15	2,61,004	0
16	Halisahar Trade, Industrial & Turisim Fair Jan'15	2,45,000	0
17	IIHF 2016, HEPC, Chennai Mar'16	3,56,081	0
18	IITF, New Delhi, Nov'15	55,65,521	0
19	India International Mega Trade Fair, Kol, Dec'15	21,59,239	0
20	India International Mega Trade Fair, Vizag, Jan'16	6,11,987	0
21	International Shillong Shopping Carnival, Sep'15	3,95,437	0
22	Jute Fair Chennai - Mar'16	3,78,794	0
23	Jute Week - Sippo - Ooty Jun'15	6,92,163	0
24	Kolkata Book Fair 2016	19,94,056	0
25	Kolkata Pouro Karmochari DU 2015	1,50,000	0
26	Kovai Utsav, SIPPO Coimbatore, Aug'15	4,79,703	0
27	Kreta Suraksha Mela, Kolkata, Dec'15	94,829	0
28	Lepakshi Craft Bazar Kaiknada Jan'16	2,50,312	0
29	Lepakshi Craft Bazar Vijayawada Mar'16	2,53,815	0
30	Lifestyle Show - Chennai, May'15	7,80,688	0
Total carried forward		1,94,05,373	0

National Jute Board

Schedules forming part of Income and Expenditure Account for the year ended 31st March, 2016

SCHEDULE 21-A (NON-PLAN) (Contd.)		2015-16 Rs.	2014-15 Rs.
A. PARTICIPATION IN TRADE FAIR, EXHIBITION-CUM-SALE, TRADE MISSIONS & DELEGATIONS			
DOMESTIC			
	Total brought forward	1,94,05,373	0
31	Life Style Show, Hyderabad, Aug'15	7,28,680	0
32	Life Style Show, Vijayawada, Aug'15	6,88,609	0
33	Lokostav Festival - Goa, Jan'16	1,12,822	0
34	Lucknow Mahotsav, Lucknow, Jan'2016	4,61,048	0
35	National Exhibition, Barrackpur, Sept'15	4,80,000	0
36	Navaratri Jute Fair, SIJA, Chennai, Sep'15	4,02,700	0
37	Pongal Utsav, SIPPO, Madurai - Jan'16	3,80,000	0
38	Poushmela, Shantiniketan, Dec' 2015	1,41,996	0
39	Puduvai Utsav, SIPPO, Pondy, Oct'15	4,50,590	0
40	Punjab International Trade Expo-Amritsar'Dec'15	5,19,790	0
41	Saras Mela, Jaipur, Jan-Feb'16	2,04,451	0
42	Shilpgram Utsav, Udaipur, Dec'15	3,28,549	0
43	Shilpotsav - NOIDA, Oct'15	2,08,480	0
44	Sunderban Krishti Mela, Dec'15	1,00,000	0
45	Surajkund International Craft Mela, Haryana Feb'16	17,36,422	0
46	Swadeshi Mela, Varanasi, Feb'16	1,75,000	0
47	Syuti Shaili - Weaving Style Kolkata - Sep'15	50,894	0
48	Taj Mahotsav, Agra, Feb'16	6,87,457	0
49	Travel & Tourism Fair, Kolkata Jan'16	30,000	0
50	17th National Exhibition, Belurmath September, 2013	0	4,71,812
51	18th National Exhibition, Sodepur, Sep 2014	0	4,21,495
52	1st Intl Leo Expo, Silchar, Dec'14	0	7,03,091
53	22nd International Guwahati Trade Fair, Jan, 2015	0	9,64,172
54	4th Rupsha Gramin Mela - July 2014 - Durgapur- WB	0	6,38,205
55	6th East Himalayan Expo, Siliguri Dec'14	0	5,19,132
56	9th Intl Shillong Shopping Carnival Sep 2014	0	9,70,650
57	Agri & Horti Food Fes, Feb 2015, Kolkata	0	3,34,195
58	All India Craft Mela, Madhapur, Dec'14	0	7,27,500
59	Basant Utsav, Shantiniketan, March 2015	0	3,13,372
	Total carried forward	2,72,92,861	60,63,624

National Jute Board

Schedules forming part of Income and Expenditure Account for the year ended 31st March, 2016

SCHEDULE 21-A (NON-PLAN) (Contd.)		2015-16 Rs.	2014-15 Rs.
A. PARTICIPATION IN TRADE FAIR, EXHIBITION-CUM-SALE, TRADE MISSIONS & DELEGATIONS			
DOMESTIC			
	Total brought forward	2,72,92,861	60,63,624
60	Bidhannagar Jute Fair, Jan'15	0	5,82,900
61	Coir Kerala, Alleppey, Jan'15	0	4,94,611
62	Dinamalar Smart Shoppers Expo. Coimb. Sep'14	0	5,43,044
63	Giftex - Bangalore, Sep'14	0	39,64,953
64	Giftex Summer Show, Mumbai, July 2014	0	34,53,743
65	Grand Mela (State) Banda UP, 2014	0	4,14,170
66	Handicraft & Rural Tourism Fair, Kolkata Sep'14	0	2,56,152
67	Hindu Life Style Show, Hyd. Aug'14	0	8,66,319
68	Hindu Life Style Show - Vijayawada, Nov'14	0	8,15,842
69	Hindu Metroplus Show, Chennai Jun'14	0	8,67,722
70	IIHF 2015, HEPC, Chennai 2015	0	4,49,400
71	IITF Kolkata Dec'14	0	1,79,760
72	IITF, New Delhi, Nov 2014	0	73,06,646
73	India International Mega Trade Fair, Kol, Dec'14	0	17,95,192
74	ISPR Conference Expo-Vellore Sep'14	0	4,00,495
75	Jute Fair - Calicut, Dec'14	0	5,84,570
76	Jute Fair - Chandigarh Sep'14	0	5,48,310
77	Jute Fair Hyderabad, August 2014	0	6,77,182
78	Jute Fair Madurai - Jan'15	0	5,89,711
79	Jute Fair Mangalore - Aug, 2014	0	6,33,354
80	Jute Fair Mumbai, Jan-2015	0	13,73,618
81	Jute Fair Nagpur, Nov'14	0	5,99,676
82	Jute Fair - Nainital Sep'14	0	5,36,498
83	Jute Fair Patna, August 2014	0	8,44,143
84	Jute Fair Pune, Dec'14	0	5,57,579
85	Jute Fair Rishra, January 2015	0	2,22,162
86	Jute Fair Srinagar, June 2014	0	15,34,264
87	Jute Fair - Surat, Feb'15	0	6,08,713
	Total carried forward	2,72,92,861	3,77,64,353

National Jute Board

Schedules forming part of Income and Expenditure Account for the year ended 31st March, 2016

SCHEDULE 21-A (NON-PLAN) (Contd.)		2015-16 Rs.	2014-15 Rs.
A. PARTICIPATION IN TRADE FAIR, EXHIBITION-CUM-SALE, TRADE MISSIONS & DELEGATIONS			
DOMESTIC			
	Total brought forward	2,72,92,861	3,77,64,353
88	Jute Fair Varanasi, September 14	0	9,39,175
89	Jute Week - Ooty Jun'14	0	7,48,684
90	Kolkata Book Fair - 2015	0	22,69,480
91	Konark Dance Festival, Odisha, Dec'14	0	7,17,838
92	Kovai Utsav, SIPPO Coimbatore, Aug'14	0	4,82,751
93	Looms Weaves & More - August 2014	0	2,61,328
94	Lucknow Mahotsav, Lucknow, Nov'2014	0	5,95,492
95	Mati Utsav - Jan'15	0	2,02,803
96	Metroplus Lifestyle Show - BLR Nov'14	0	8,02,039
97	Navaratri Jute Fair, SIJA, Chennai, Sep'14	0	5,15,233
98	Pause For A Cause - August , 2014	0	2,12,615
99	Poush Mela - Shantiniketan, Dec 2014	0	6,47,456
100	Puduvai Utsav, SIPPO, Pondy, Sep'14	0	5,20,929
101	Rash Mela, Cooch Behar, Nov'14	0	6,38,417
102	Regional Saras Mela - Jan'15	0	3,81,549
103	Salt Lake Mela, Kolkata - Jun'14	0	3,32,065
104	Silpagram Utsav, Udaipur, Dec'14	0	5,41,137
105	Sundarban Kristi Mela - Sundarban Dec, 2014	0	2,65,051
106	Surajkund Mela, Hariyana Feb'15	0	17,20,585
107	Taj Mahotsav, Agra, Feb'15	0	6,90,183
108	Tex Trend India New Delhi Jan-2015	0	29,72,175
109	Vibrant Uttarakhand	0	5,74,731
110	Weavers' Haat and Jute Fair, Delhi Apr'14	0	2,98,667
TOTAL - A		2,72,92,861	5,50,94,736

National Jute Board

Schedules forming part of Income and Expenditure Account for the year ended 31st March, 2016

SCHEDULE 21-A (NON-PLAN) (Contd.)		2015-16 Rs.	2014-15 Rs.
B. BSM			
1	Jute BSM - Calicut Dec'15	3,75,535	0
2	Jute BSM Cum Sale - Nagpur, Feb'16	3,17,238	0
3	Jute BSM Cum Sale - Pune, Dec'15	3,11,859	0
4	Jute BSM - Madurai, Jan'16	3,14,830	0
5	BSM, Gour Banga, Nov-2014	0	2,60,335
6	Jute Week Darjeeling, June 2014	0	7,96,652
7	Jute Week Gangtok, June 2014	0	10,12,494
8	Jute Week Shillong, June 2014	0	8,52,308
9	Jute Week Shimla, May,2014	0	7,17,850
10	Synergy MSME, Howrah Aug'14	0	2,14,012
TOTAL - B		13,19,462	38,53,651
TOTAL - (A+B)		2,86,12,323	589,48,387

National Jute Board

Schedules forming part of Income and Expenditure Account for the year ended 31st March, 2016

SCHEDULE 21-B (NON-PLAN)		2015-16 Rs.	2014-15 Rs.
PARTICIPATION IN TRADE FAIR, EXHIBITION-CUM-SALE, TRADE MISSIONS & DELEGATIONS			
INTERNATIONAL			
1	Ambient - Frankfurt Germany - Feb'16	24,79,617	0
2	ASD Intl Trade Show, USA, February, 2016	20,00,446	0
3	Asia America Wholesale Show, Miami, USA, Sep'15	4,47,066	0
4	Asian Houseware & Home Textiles II Hong Kong Oct'15	7,55,109	0
5	BSM - Los Angeles, Dallas & NW, USA. Mar'16	50,30,737	0
6	Domotex, Hannover, Germany, Jan'2016	23,80,520	0
7	Geotechnical Conference, Quebec City, Canada Sep'15	21,56,556	0
8	ITMA Indian Jute Delegation to Milan, Italy, Nov'15	6,97,252	0
9	Luster Fair, Houston, USA, July'15	21,90,526	0
10	Ambiente Fair, Germany, February'15	0	27,68,494
11	ASD Intl Trade Show, Las Vegas Mar'15	0	23,36,963
12	Autumn Fair, Birmingham Sep'14	0	20,24,353
13	Canton Fair, China, Oct'14	0	28,06,334
14	Christmas Fair, Prague, Czech Republic, Dec'14	0	23,05,648
15	Delegation to Woollongong Univ for PVJD - Nov'14	0	19,99,213
16	Domotex Fair -, Hannover, Germany, Jan'15	0	51,51,223
17	India Expo, Dubai, Oct'14	0	9,66,050
18	Indian Delegation to 73rd Plenary Mtg - Greece, 14	0	3,15,883
19	Mega Show Part - II Hong Kong Oct'14	0	13,00,984
TOTAL		1,81,37,830	2,19,75,145

National Jute Board

Schedules forming part of Income and Expenditure Account for the year ended 31st March, 2016

SCHEDULE 21-C (NON-PLAN)	2015-16 Rs.	2014-15 Rs.
SEMINARS & WORKSHOPS		
DOMESTIC		
Seminar on JDP, Kolkata, Feb' 2016	18,79,346	0
36th Skoch Summit - June 2014 -New Delhi	0	6,06,452
4th ICC Summit 2014	0	4,08,951
Application of JGT in Civil Engineering - IJT	0	3,36,811
Awareness Workshop - Sawai Madhopur, 2014	0	3,32,430
Conference on R & D Activities of IJIRA - June 2014	0	1,52,036
Jute Convention, ICC, Dec'14	0	8,82,115
Seminar on Jute Composite Material, Delhi Jul'14	0	4,48,989
TOTAL	<u>18,79,346</u>	<u>31,67,784</u>
 INTERNATIONAL		
Intl. Conference on Natural Fibres-NIRJAFT Aug'14	<u>0</u>	<u>42,28,331</u>
TOTAL	<u>0</u>	<u>42,28,331</u>
GRAND TOTAL (NON PLAN)	<u><u>18,79,346</u></u>	<u><u>73,96,115</u></u>

National Jute Board

Schedules forming part of Income and Expenditure Account for the year ended 31st March, 2016

SCHEDULE 21-D (NON -PLAN)	2015-16 Rs.	2014-15 Rs.
STUDIES & R/D PROJECT ON JUTE SECTOR		
NABL Accrediation of IJIRA Lab	12,43,800	0
Study on Socio-economic conditions of Jute Mill Workers	2,06,627	0
Dev. of Smaller Capacity Jute Bags - IJIRA	3,66,000	2,74,500
Pro. On Feasibility of Mech. Ribbon Retting - Deco M/C	13,75,000	14,82,000
Project - Chronic Low Back Pain - EIPM	10,23,000	17,05,000
Project Jute-ICARE	2,56,98,428	66,00,000
Project - EVA- IJMA (TERI)	1,72,800	0
Project on Woolenisation of Jute	12,96,100	12,95,100
Project Saturation - Improvement of Quality of Jute	7,09,348	8,90,693
Pro. on Test Marketing the Cotton Lap/Cellulose Pad	8,92,033	12,85,827
SMC Manufacturing Using Jute - ATIRA	19,54,000	29,46,685
Studies on Estimation of Threshold Breaking —IJIRA	3,20,000	1,05,000
Study on Enzyme Based Retting Technology	5,13,677	55,90,682
Study - on Formulation/Rev. of Productivity Norms	2,80,000	25,20,000
Study on Occupational Health Monitoring - Jute Mill	5,32,435	24,02,884
Project on Jute Ramie Blended Tech. Textile - IIT	7,20,000	0
Project On Paper Industry - CPPRI	3,65,170	0
Commercialisation of R&D Efforts	0	74,00,000
Jute Sector Assessment	0	3,99,889
Post JTM Evaluation & Monitoring Expenses	0	29,38,927
Project - Dev.of Products - Himalayan Nettle Fibre	0	3,34,991
Project - Life Cycle Analysis - IJMA (TERI)	0	5,81,135
Study for Feasibility-Design-Tech Intervention-NID	0	7,00,000
Study on JGT - IJIRA	0	1,00,000
Study on National Indexing of Jute Producing Units	0	71,96,089
Study on Rice Bran Oil in Processing of Jute Fibre	0	2,68,000
Study on Transmigration of M.Oil-IJIRA	0	16,50,000
TOTAL	3,76,68,418	486,67,402

National Jute Board

Schedules forming part of Income and Expenditure Account for the year ended 31st March, 2016

SCHEDULE 21-E (NON-PLAN)	2015-16 Rs.	2014-15 Rs.
TRAINING & DESIGN DEVELOPMENT PROGRAMME		
DOMESTIC		
Jute Design Cell - National Institute of Design (NID)	77,90,700	0
Basic Training Programme, New Delhi	3,29,169	0
Training Prog on Domestic & Export Mkt. Hyderabad Jun'15	2,75,835	0
Training Prog on Domestic & Export Mkt. Vizayvada Jun'16	2,93,768	0
Training Prog on JDPs & MSME Hyderabad Nov'15	1,25,000	0
Livelihood Programme on JDP- Sundarban	4,13,160	4,20,859
Audio Visual Training Materials	0	3,92,500
Entre. Dev. Progrm. Hooghly	0	4,70,385
Project on Integrated Skill Upgradation - NIFT	0	21,55,206
Skill Development Training Prg. Gangully Bagan	0	21,812
Skill Development Training Programme-Debgarh	0	24,967
Skill Development Training Programmes - Tihar Jail	0	8,62,557
State Rural Livelihood Mission - Deganga	0	5,57,894
Training Prg. Pakhiralaya Sunderban	0	46,049
Training Programme - Banda(UP), Nov'14	0	2,32,912
TOTAL	92,27,632	51,85,141

National Jute Board

Schedules forming part of Income and Expenditure Account for the year ended 31st March, 2016

SCHEDULE 21-FA (NON-PLAN)	2015-16 Rs.	2014-15 Rs.
JUTE GEO-TEXTILE ACTIVITIES		
JGT Cell - Consultants	19,51,689	16,86,504
JGT Cell Electricity	3,92,126	3,84,536
JGT Cell - Others	13,84,954	24,35,099
JGT Cell Rent & Taxes	15,35,160	11,04,000
JGT Cell - Soil Investigation	2,61,822	14,94,270
JGT & Technical Textile Promotion	13,11,353	18,24,419
PMGSY - TRIPURA	32,289	1,36,051
Project - PMGSY - Karnataka - JGT Cell	1,02,000	2,42,110
Study on Soft Clay Stabilisation - Wollongong	20,32,000	21,62,047
Awareness Workshop on JGT, Patna, July'15	2,54,924	0
Geo-Synthetic Intl Symposium New Delhi Nov'15	1,00,000	0
Workshop IRC, Indore, Dec'15	1,00,000	0
Promotion of JGT, NER, IJIRA 2015	3,16,605	0
Study on Jute Agro Textiles (JAT)	8,62,212	0
Technical Workshop on JGT, Shillong Oct'14	0	8,79,972
Workshop for Promotion of JGT, Guwahati, Jan'15	0	7,63,342
Workshop on JGT at Ooty, September 2014	0	4,65,526
Seminar - Global Geosynthetics Summit, Sep,2014	0	3,01,865
Seminar on Application of Jute Geosynthetics- July'14	0	1,26,264
Seminar on Jute Geotextile at Guwahati, June 2014	0	4,01,173
Interactive Meet Guwahati, Oct'14	0	4,45,900
Total	1,06,37,134	1,48,53,078

National Jute Board

Schedules forming part of Income and Expenditure Account for the year ended 31st March, 2016

SCHEDULE 21-FB (NON-PLAN)	2015-16 Rs.	2014-15 Rs.
OTHER MARKET PROMOTION & DEVELOPMENT EXPENSES		
Expenses on Contesting Anti Dumping Duty, Brazil	6,78,334	0
Parliamentary Committee Meeting Expenses	1,89,070	0
Export Data Collection Charges	13,586	1,33,252
Institutional Membership Fees (Domestic)	1,36,421	86,706
Outsourcing for Statistics-JC's office	3,79,827	1,50,623
Miscellaneous Promotional Expenses	8,32,819	37,79,975
Publication of Buletin & Other Publicity Material	2,05,800	3,75,900
Publicity & Media Advertisement	28,10,510	1,01,44,188
Website & Internet	12,64,685	18,96,068
Sonali Uttarapan Maintenance Expenses	0	7,00,000
Institutional Membership Fee (International)	0	32,227
National Directory of JDPs 2014	0	9,16,125
TOTAL	65,11,052	1,82,15,064
 SCHEDULE 21-H		
PRIOR PERIOD ADJUSTMENT IN RESPECT OF EXPENDITURE		
Writing back of liabilities created in 2014-15, since continuation no more required :		
Study on Commercialisation of R&D Efforts	(10,00,000)	0
Study on Jute Sector Assessment	(99,889)	0
India International Mega 'Trade Fair Dec' 2014, Kolkata	(3,81,996)	0
Lease Rent for NOIDA Land	0	95,41,659
TOTAL	(14,81,885)	95,41,659

National Jute Board

Schedules forming part of Income and Expenditure Account for the year ended 31st March, 2016

SCHEDULE 22	(NON -PLAN)	2015-16 Rs.	2014-15 Rs.
EXPENDITURE ON GRANTS, SUBSIDIES ETC.			
a)	Grants given to Institution/ organisations		
	Grant to DJFT-CU (IJT) under MoU	1,38,45,000	1,26,45,000
	Post Graduate Diploma in Jute Technology & Management Dept. of Fibre & Jute Technology, CU	0	0
	TOTAL	<u>1,38,45,000</u>	<u>1,26,45,000</u>

SCHEDULE 22A	(NON -PLAN)		
EXPENDITURE UNDER NON-PLAN SCHEMES			
	Export Market Development Assistance	3,06,47,874	2,72,77,774
	Labour Welfare Scheme - Sanitation	2,49,45,743	1,94,33,273
	Incentives to Girl Children of Jute Mill Workers	2,38,84,750	1,87,20,000
	ISAPM - Icentive	4,80,00,923	3,62,18,256
	ISAPM - Studies and other expenses	4,71,653	0
	Students' Outreach Programme	1,11,805	26,874
	Supply Chain Support (Sales Outlet)	94,75,475	71,10,555
	Common Facility Centre - Scheme exp.	64,47,000	0
	Common Facility Centre - Other exp.	55,085	0
	TOTAL	<u>14,40,40,308</u>	<u>10,87,86,732</u>

National Jute Board

Schedules forming part of Balance Sheet as at 31st March, 2016

PRESCRIBED SCHEDULES WITH NIL DATA

SCHEDULE NO.	NAME OF THE SCHEDULE	AMOUNT	REMARKS
SCHEDULE 2	RESERVES AND SURPLUS	NIL	NOT APPLICABLE
SCHEDULE 4	SECURED LOANS & BORROWINGS	NIL	NOT APPLICABLE
SCHEDULE 5	UNSECURED LOANS & BORROWINGS	NIL	NOT APPLICABLE
SCHEDULE 6	DEFERRED CREDIT LIABILITIES	NIL	NOT APPLICABLE
SCHEDULE 10	INVESTMENTS - OTHERS	NIL	NOT APPLICABLE

Schedules forming part of Income and Expenditure Account for the year ended
31st March, 2016

PRESCRIBED SCHEDULES WITH NIL DATA

SCHEDULE NO.	NAME OF THE SCHEDULE	AMOUNT	REMARKS
SCHEDULE 12	INCOME FROM SALES/ SERVICE	NIL	NOT APPLICABLE
SCHEDULE 14	FEES/SUBSCRIPTIONS	NIL	NOT APPLICABLE
SCHEDULE 15	INCOME FROM INVESTMENTS	NIL	NOT APPLICABLE
SCHEDULE 16	INCOME FROM ROYALTY, PUBLICATION, ETC	NIL	NOT APPLICABLE
SCHEDULE 19	INCREASE/DECREASE IN STOCK OF FINISHED GOODS & WORK IN PROGRESS	NIL	NOT APPLICABLE
SCHEDULE 23	INTEREST PAYMENT	NIL	NOT APPLICABLE

National Jute Board

Schedules forming part of Accounts for the Period Ended 31st March, 2016

SCHEDULE 24

SIGNIFICANT ACCOUNTING POLICIES

The Board maintains accounts and other relevant records and prepares annual statements of accounts in the format and in terms of the requirements of Rule 8 of the NJB (Procedural) Rules 2010, as notified by the Ministry of Textiles, Govt. of India on 4th August 2010. The important accounting policies, in this respect, are as follows:

1. ACCOUNTING CONVENTION

- (i) The financial statements are prepared on the basis of historical cost convention, unless otherwise stated and on the accrual method of accounting.
- (ii) Government Grants, against which sanction orders are issued within 31st March are taken into account as income for that financial year, on accrual basis.
- (iii) The Board's accounts reflect the utilisation of the grants received/receivable from the Government of India and other related incomes received/accrued up to 31st March. Therefore, liabilities, though known and admissible, are provided for in the accounts of respective year only to the extent of fund available.
- (iv) All other known incomes, if accrued within 31st March, whether received or not, are taken into account on accrual basis.
- (v) Liabilities for expenses over Rs.1000/- to the extent known, up to a cut-off date and admissible are accounted for. Similarly, payments in advance for subsequent accounting period are accounted for as pre-paid expenses.
- (vi) Research and Development (R&D) and other studies / project spread over a period of more than one accounting year is charged as expenses of the period in which they are incurred, except when such costs are deferred. The R&D costs of a project are deferred only when the product or process is clearly defined and the costs attributable to the product or process can be separately identified.

2. FIXED ASSETS

For any Assets purchased, the Jute Board Fund Account is credited by capitalizing from the Non-Plan Grants received (the balance available non-plan grant is utilized for revenue expenditure). The grants so capitalized for depreciable assets are treated as deferred income. The annual amount of depreciation is reflected as income in the Income and Expenditure Account over the period by transfer from the Jute Board Fund Account. When the Assets are sold/condemned or otherwise disposed off, the respective asset account is credited by the written down book value of the asset and the difference between written down value and net realized value is exhibited as profit/loss on disposal of obsolete assets and credited/debited to income and expenditure account respectively.

Assets are shown at gross value less accumulated depreciation provided in the accounts upto the end of the year.

Land acquired on lease for 99 years or less is treated as leasehold land. Land acquired on lease for over 99 years is treated as freehold land.

National Jute Board

Schedules forming part of Accounts for the Period Ended 31st March, 2016

SCHEDULE 24 (Contd.)

3. DEPRECIATION AND AMORTISATION OF LEASEHOLD LAND

Depreciation of the fixed assets for the year is provided on the written down value of the assets at the prevailing rates of depreciation specified in the Income Tax Act, 1961 as amended from time to time. Depreciation on additions to the assets and put to use during the year for a period of less than 180 days in the financial year is charged at 50% of the prescribed rates. Depreciation on assets valuing Rs.5000/- or less each is fully provided for. The total depreciation calculated on all depreciable assets during the year, is provided for by charging the income and expenditure account.

Cost of leasehold land for 99 years or less is amortised equally over the lease period.

4. FOREIGN CURRENCY TRANSACTIONS

Transactions denominated in foreign currency are accounted in INR (Indian Rupee) at the exchange rate prevailing on the date of transaction.

5. RETIREMENT BENEFITS

Liability towards gratuity payable on death / retirement / termination of employees including leave encashment benefit is provided on actuarial basis, equivalent to the premium amount payable on the insurance policy agreement entered as investment towards such provisions created.

6. SET OFF

Advances to staff and third parties are set off against the corresponding liabilities by charging the relevant expenditure, to the extent linked.

7. OTHERS

- (i) Rule 3(2)(vii) of National Jute Board Regulation 2012 provided that the Secretary of the NJB shall administer the Provident Fund of the Board. The Contributory Provident Fund of the employees (those represented erstwhile JMDC) is being administered by a Board of Trustees by virtue of a Deed of Trust approved by the Commissioner of Income Tax, West Bengal Circle. The Fund, therefore, has a separate entity and is being audited separately by a firm of Chartered Accountants. Since Board's Fund is not involved, the same has been kept outside the NJB accounts. The Provident Fund contributions of the employer and the employees representing the erstwhile National Centre for Jute Diversification (NCJD) are deposited with the appropriate Government authorities.

Funds received from other Organisations or Government agencies for specific activities or projects are utilized for the purpose for which they are sanctioned. The fund received and utilised is shown as income and expenditure separately. If such activities form part of the NJB's regular activities, though the income is shown separately, the utilisation is exhibited as a part of the respective expenditure of the Board. Utilization of such part or full funding is appropriately disclosed in the accounts.

National Jute Board

Schedules forming part of Accounts for the Year Ended 31st March, 2016

SCHEDULE 25

Contingent Liabilities and Notes on Accounts for the year ended 31st March, 2016

- 1 Annual Statement of Accounts has been prepared in the format and in terms of the requirements of Rule 8 of the NJB (Procedural) Rules 2010, as notified by the Ministry of Textiles, Govt. of India on 4th August 2010.
- 2 Liabilities of Rs. 1701.87 lakhs are estimated which may become payable to the exporters of Jute products on account of claims against export of Food Grade Jute Products under External Market Assistance Scheme (discontinued w.e.f. 01.04.2007 and then operated by the erstwhile JMDC), Court cases against which are lying pending in the Hon'ble High Court of Kolkata.
- 3 The Board during the accounting year 2015-16 received Rs.5369.00 lakhs towards non-plan grants. The grant has been utilised as follows :

	(Rs.lakhs)
Revenue Expenditure (net of other incomes)	3,188.25
Capital Expenditure	1,796.98
Prior Period Adjustment	(14.81)
Excess of Income over Expenditure Transferred to Jute Board Fund	398.58
Total	5,369.00

- 4 The Board during the year received no Plan grants.

National Jute Board

Schedules forming part of Accounts for the Year Ended 31st March, 2016

SCHEDULE 25 (Contd.)

Contingent Liabilities and Notes on Accounts for the year ended 31st March, 2016

5. The summary of the Balance Sheet of the Board as on 31.03.2016 was as follows :

LIABILITIES	2015-16 (Rupees in Lakhs)	2014-15 (Rupees in Lakhs)
JUTE BOARD FUND ACCOUNT		
Opening Balance	5,459.94	4,487.14
Add : Grants Capitalised	1,796.98	1,013.41
Add : reversal of Liabilities	0.00	1.87
	<u>7,256.92</u>	<u>5,502.42</u>
Less : Transfer to I&E Account	0.00	42.48
Add : Transfer from I&E Account	398.58	0.00
	<u>7,655.50</u>	<u>5,459.94</u>
Less Transferred to I&E A/c for Depreciation & Lease Amortisation	21.41	0.00
Closing Balance	7,634.09	5,459.94
Earmarked / Endowment Funds	5,960.31	5,569.41
OUTSTANDING LIABILITIES for		
— EMA Scheme	1,701.87	1,701.87
— Others	958.95	522.96
Other liabilities including provisions	12.84	5.82
TOTAL :	<u><u>16,268.06</u></u>	<u><u>13,260.00</u></u>
ASSETS		
FIXED ASSETS & NON-RECURRING EXPENSES :		
Opening Balance	1,153.59	1154.66
Add: Additions	4.98	13.41
GROSS	1,158.57	1,168.07
Less: Disposed off	0.00	8.75
Less: Amorisation	5.73	5.73
NET	1,152.84	1,153.59
Less : Accumulated Depreciation (OB)	192.06	180.04
Add : write back of depreciation on assets disposed	0.00	7.92
Less : Current year's Depreciation	15.68	19.94
	<u>945.10</u>	<u>961.53</u>
Deposit for Construction of Office Building with NBCC	2,792.00	1,000.00
CURRENT ASSETS, DEPOSITS & ADVANCES :		
Cash & Bank Balance	11,513.09	10,579.40
Investment against Earmarked / Endowment Funds	314.73	329.55
Loans, Advances, Receivables, etc.	703.14	389.52
TOTAL :	<u><u>16,268.06</u></u>	<u><u>13,260.00</u></u>

National Jute Board

Schedules forming part of Accounts for the Year Ended 31st March, 2016

SCHEDULE 25 (Contd.)

Contingent Liabilities and Notes on Accounts for the year ended 31st March, 2016

6. The summarised Income and Expenditure for the year was as follows :

NON-PLAN	2015-16		2014-15	
	(Rupees in Lakhs)		(Rupees in Lakhs)	
INCOME				
A. Non-Plan Grants from Govt. of India	5,369.00		4,510.00	
Less : Capitalised	1,796.98		1,013.41	
Net Grant	3,572.02		3,496.59	
B. Other Income, Gains & Receipts	502.23		459.58	
Total A+B	4,074.25		3,956.17	
	Rs.	% of Total	Rs.	% of Total
	in lakhs	Expenses	in lakhs	Expenses
EXPENDITURE				
Establishment Expenses	542.42	13.31%	530.15	13.40%
Administrative Expenses	421.07	10.33%	380.70	9.62%
Market Promotion Expenses				
Participation in Trade Fairs, Exhibition-cum-sale, Trade delegations & Missions				
- Domestic	286.12	7.02%	589.48	14.90%
- International	181.38	4.45%	219.75	5.55%
Seminars & Workshop	18.79	0.46%	73.96	1.87%
Studies on Jute Sector	376.68	9.25%	486.67	12.30%
Trainings Design Development Programme	92.28	2.26%	51.85	1.31%
Jute Geo-Textile Activities	106.37	2.61%	148.53	3.75%
Market Promotion & Development Exp.	65.11	1.60%	182.15	4.60%
Expenditure on Grants, Subsidies, etc.- IJT	138.45	3.40%	126.45	3.20%
Expenditure on other Schemes	1,440.40	35.35%	1,087.87	27.50%
Depreciation	15.68	0.38%	19.94	0.50%
Amortisation of leasehold land	5.73	0.14%	5.73	0.14%
Prior Period Expenditure	-14.81	-0.36%	95.42	2.41%
Balance Carried Forward	398.58	9.78%	-42.48	-1.07%
TOTAL NON-PLAN	4074.25	100.00%	3,956.17	100.00%

National Jute Board

Schedules forming part of Accounts for the Year Ended 31st March, 2016

SCHEDULE 25 (Contd.)

Contingent Liabilities and Notes on Accounts for the year ended 31st March, 2016

7. An amount of Rs. 1796.98 lakhs was incurred out of Non-Plan Grants as Capital Expenditure to acquire the following assets and deposit for assets :

	(Rs. in lakhs)
a) Office Equipment	3.32
b) Furniture & Fixture	0.50
c) Computer & Accessories	1.16
	<u>4.98</u>
d) Deposit with NBCC for Rajarhat Office Complex	1,792.00
Total	<u><u>1,796.98</u></u>

8. An amount of Rs. 207.67 lakhs have been carried forward [out of the loan disbursed by the erstwhile NCJD] as recoverable interest free loan amount under Jute Entrepreneurs Assistance Scheme. This represents overdue installments recoverable against the interest free loans of Rs. 1822.56 lakhs disbursed by NCJD under the said scheme till 2006-07. Legal and persuasive actions have been continued and the outstanding amount are under process for recovery. An amount of Rs. 7.24 lakhs has been recovered during the year 2015-16. Pending outcome of persuasive actions, the extent of recoverability of such loans, as apparent from the response to persuasive actions, 20% of the overdue amount appears to be doubtful.
9. Erstwhile JMDC as Project Executing Agency and Nodal Agency for the Project entitled “Development and Application of Potentially Important Jute Geo-Textiles (CFC/IJSG/21)” had been utilizing funds received from Common Fund for Commodities (CFC) with the approval of the MoT. The accounts of the same are maintained [in calendar year and cash basis] separately and operated outside NJB accounts. The NJB account exhibits only the net results of the transactions computed on the financial year basis for the year 2015-16. The fund received and expended in this project [during the year 2015-16 - as PEA – Rs. 21,61,850/- & as Nodal Agency – Rs. 10,66,277/-] have been adjusted against an earmarked fund, duly represented by similar amount under Cash and Bank balances (Current Assets).
10. As a part of its promotional activities, NJB participates in different fairs, exhibitions, workshops, buyer-seller-meet, delegation, etc. to different countries abroad. The travel expenses of the NJB officials and the industry participants, wherever applicable, are met in Indian Rupees. There are few remittances of space rents, institutional memberships, agency payments, etc., which are incurred in foreign currency (through INR Bank accounts only). During the year 2015-16, the Board remitted foreign exchange in different currencies to different countries equivalent to INR 45,29,090/-. No refund of foreign exchange was recorded in 2015-16. Accordingly, no profit/loss occurred due to fluctuation of exchange rates.
11. In the absence of any linked insurance policy, the accrued liability towards leave encashment benefits payable to employees of the erstwhile NCJD has been provided on the basis of management estimate.

National Jute Board

Schedules forming part of Accounts for the Year Ended 31st March, 2016

SCHEDULE 25 (Contd.)

Contingent Liabilities and Notes on Accounts for the year ended 31st March, 2016

12. Taxation: In view of there being no taxable income under the Income Tax Act, 1961, no provision for Income Tax has been considered necessary.
13. The corresponding figures for the previous year have been regrouped / rearranged, wherever necessary.
14. Schedules 1 to 25 are annexed to and form an integral part of the Balance Sheet as at 31st March, 2016 and the Income & Expenditure Account for the year ended on that date.

Sd/-
N. SENGUPTA
Chief Finance Officer

Sd/-
M. ARVIND KUMAR, ITS
Secretary

National Jute Board

Parawise Reply to the Separate Audit Report on the Accounts of National Jute Board (NJB), Kolkata for the year 2015-16

Para	Audit Report	Para	Reply
Introduction			
1.	We have audited the Balance Sheet as at 31 March 2016 and the Income & Expenditure Account and Receipts & Payments Account for the year ended on that date of National Jute Board, Kolkata under Section 19(2) of the Comptroller & Auditor General's (Duties, Powers & Conditions of Service) Act, 1971 read with Section 17 of the National Jute Board Act, 2008. Preparation of these financial statements is the responsibility of the National Jute Board management. Our responsibility is to express an opinion on these financial statements based on our audit.	1.	No comments
2.	This Separate Audit Report contains the comments of the Comptroller & Auditor General of India (CAG) on the accounting treatment only with regard to classification, conformity with the best accounting practices, accounting standards and disclosure norms, etc. Audit observations on financial transactions with regard to compliance with the Laws, Rules & Regulations (Propriety and Regularity) and efficiency-cum-performance aspects, etc., if any are reported through Inspection Reports/CAG's Audit Reports separately.	2.	No comments
3.	We have conducted our audit in accordance with the auditing standards generally accepted in India. These standards require that we plan and perform the audit to obtain reasonable assurance about whether the financial statements are free from material misstatements. An audit includes examining, on a test basis, evidences supporting the amounts and disclosure in the financial statements. An audit also includes assessing the accounting principles used and significant estimates made by management, as well as evaluating the overall presentation of financial statements. We believe that our audit provides a reasonable basis for our opinion.	3.	No comments
4.	Based on our audit, we report that :		
	i) We have obtained all the information and explanations, which to the best of our knowledge and belief were necessary for the purpose of our audit;		No comments
	ii) The Balance Sheet and Income & Expenditure Account and Receipts & Payments Account dealt with by this report have been drawn up in the format prescribed by the Government of India for Central Autonomous Bodies.		No comments

National Jute Board

Para	Audit Report	Para	Reply
	<p>iii) In our opinion, proper books of accounts and other relevant records have been maintained by the National Jute Board as required under Uniform Format of Accounts for Central Autonomous Bodies in so far as it appears from our examination of such books.</p> <p>iv) We further report that :</p> <p>A. Balance Sheet</p> <p>Fixed Assets (Schedule-8)-Rs.9.45 crore</p> <p>A lease hold land at NOIDA includes Rs 20.80 lakh for construction of boundary wall which was capitalized along with the value of land. The cost of lease hold land including the boundary wall was amortized together over the lease period. The boundary wall has a physical life and should be depreciated @ 10% as per its schedule rate. Hence, boundary wall should be shown separately and depreciated accordingly.</p>		<p>No comments</p> <p>NJB came into operation w.e.f. 01.04.2010 by merging two organisations, namely, JMDC & NCJD. The Accounts of NJB in its first year i.e 2010-11 was prepared by consolidating the two audited and approved accounts of JMDC and NCJD. The book value of Land at NOIDA, (Rs. 5,15,51,176) as it appeared in the accounts of NCJD as on 31st March 2010 was inclusive of the cost of construction of Boundary Wall and was accordingly incorporated in NJB accounts at its full value. NJB could not modify the figures of the approved and audited accounts of NCJD. The figures were reflected in the accounts of NJB from 2010-11 onwards uniformly.</p> <p>However, as observed by Audit, necessary changes and adjustments, if any, will be carried out in the accounts of 2016-17.</p>
v.	Subject to our observations in the preceding paragraphs, we report that the Balance Sheet and Profit and Loss Account dealt with by this report are in agreement with the books of accounts.		No comments
vi.	<p>In our opinion and to the best of our information and according to the explanations given to us, the said financial statements read together with the Accounting Policies and Notes on Accounts, and subject to the significant matters stated above and other matters mentioned in Annexure - I to this Audit Report give a true and fair view in conformity with accounting principles generally accepted in India :</p> <p>a. In so far as it relates to the Balance Sheet, of the state of affairs of the National Jute Board as at 31st March, 2016; and</p> <p>b. In so far as it relates to Income and Expenditure Statement of the surplus for the year ended on that date.</p>		No comments
	<p style="text-align: right;">Sd/- (Praveer Kumar)</p> <p>Place : Kolkata. Principal Director of Commercial Audit & Date : 07.12.2016 Ex-officio Member Audit Board-I, Kolkata</p>		

National Jute Board

Replies to Annexure - 1 to Audit Report for the year ended 31st March, 2016.

Para	Audit Report	Para	Reply
1.	Adequacy of Internal Audit System: During the year 2015-16, internal audit was done by a firm of Chartered Accountants (M/s M. C. Bhandari & Company). In our opinion, coverage of internal audit is adequate and commensurate with the size and nature of the business of the Board.	1.	No comments
2.	Adequacy of Internal Control System: Internal Control system is not adequate and commensurate with the size and nature of the Board in respect of the following – a) There is no approved Delegation of Power. b) There is no laid down procedure for receipts of bills from contractor/suppliers and payment there against. c) The Board has not adopted the following manuals/rules/policy/registers i. Accounting manual, ii. Purchase/ procurement manual, iii. Code of conduct rules, iv. Recruitment policy and rules, v. M.I.S. vi. Grants-in-aid Register vii. Register of Contracts	2.	Since the new organization structure, designation, etc and the conditions of service of NJB is yet to be finalized, the DFR could not be prepared. The preparation of rules and procedure alongwith staffing of NJB is under process.
3.	System of Physical Verification of fixed assets: Fixed Assets are physically verified annually by the Management. During the year 2015-16, fixed assets were verified on 31 March 2016. No material deficiencies were reported during such physical verification.	3.	No comments
4.	System of Physical Verification of inventory : There was no inventory as on 31st March 2016.	4.	No comments
5.	Regularity in payment of statutory dues: According to the information and explanations given to us and the records of the minutes of the Board examined by us, National Jute Board is generally regular in depositing with the appropriate authorities undisputed statutory dues including Income Tax, Professional Tax and any other material statutory dues applicable to the Board.	5.	No comments

Sd/-
(B. C. Mandal)
Director